

# 9 Where does she work?


## Lesson One Words

### 1 Find and circle the words.

hospital    airport    fire station    police station    shop    school



to school mbh




b police z  
h station x




a r hospital ou



c h t shop t u b x



m k l airport q r y



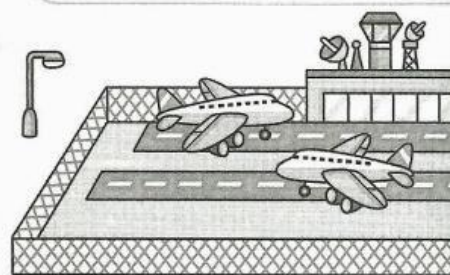
v fire p y station t

### 2 Look and write.

1 hospital

2

3



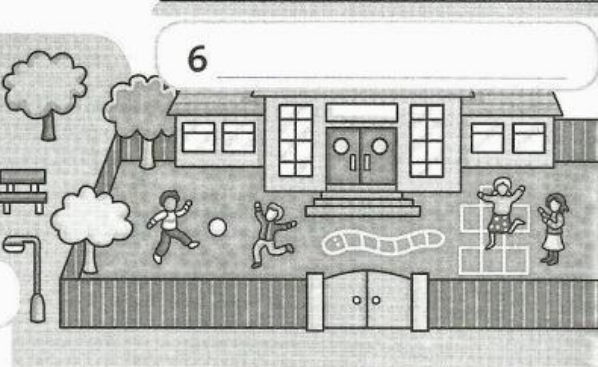
4



5

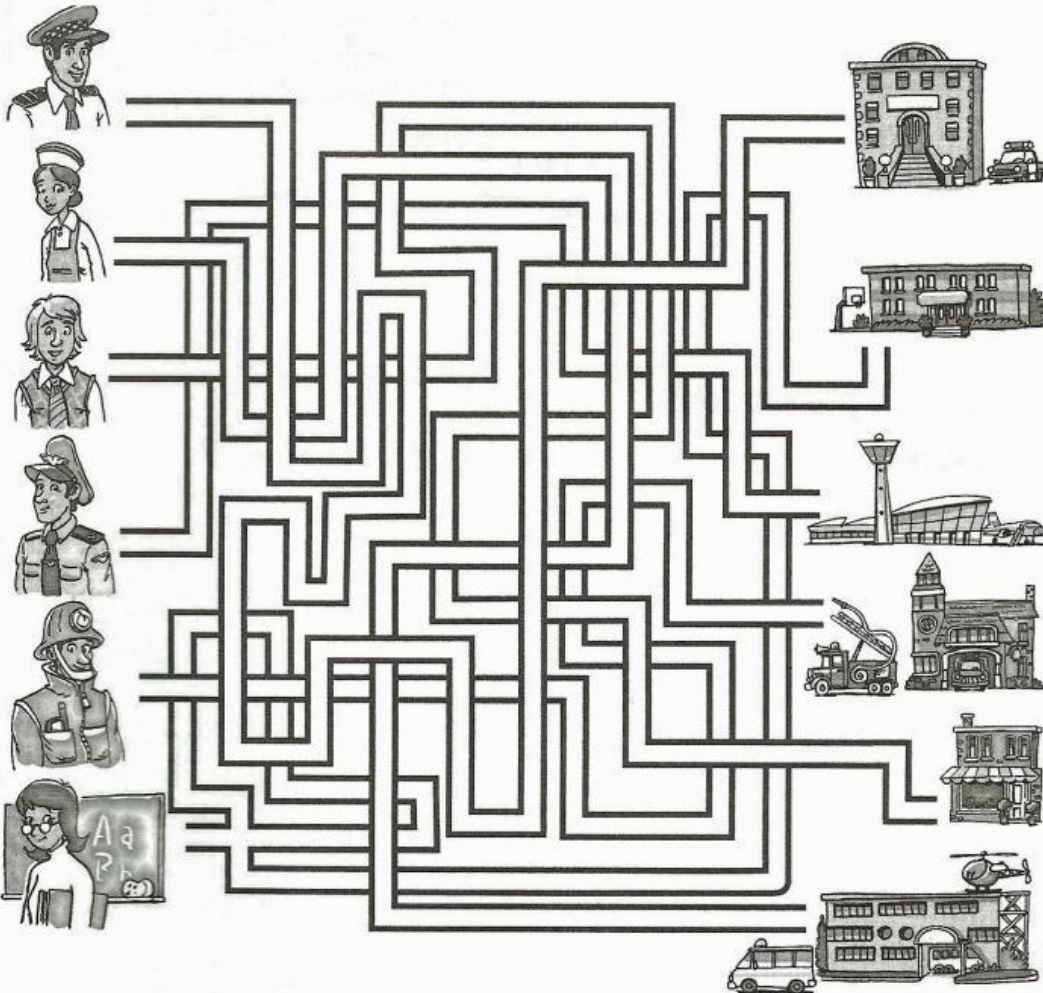


6



## 1 Follow the maze and write.

hospital    school    airport    police station    fire station    shop



1 He works in a  
police station.

2 \_\_\_\_\_





3 \_\_\_\_\_

4 \_\_\_\_\_

5 \_\_\_\_\_

6 \_\_\_\_\_

## 2 Match.

- |   |   |   |                    |
|---|---|---|--------------------|
| 1 |  | Does he work in a police station? <input checked="" type="checkbox"/> | a No, he doesn't.  |
| 2 |  | Does she work in a fire station? <input type="checkbox"/>             | b Yes, he does.    |
| 3 |  | Does he work in a school? <input type="checkbox"/>                    | c No, she doesn't. |
| 4 |  | Does she work in a school? <input type="checkbox"/>                   | d Yes, she does.   |



## Lesson Three Words

### 1 Find and circle the words.

supermarket

bank

zoo

station



### 2 Look and write.

school

police station

fire station

station

shop

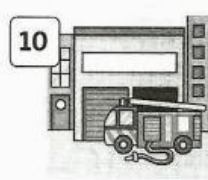

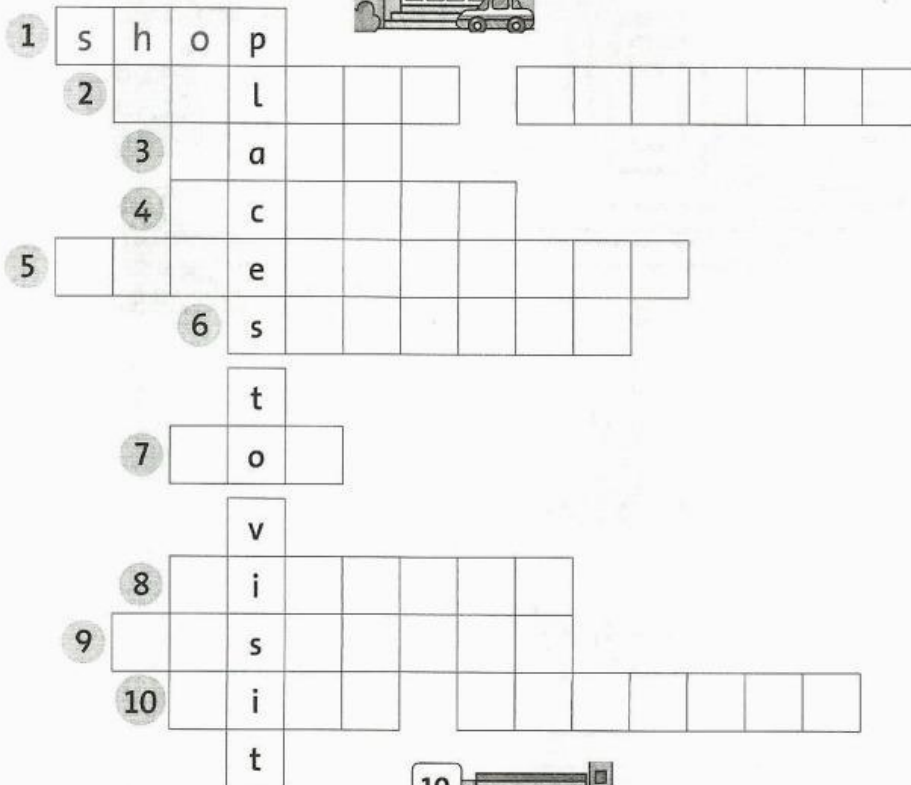

hospital

supermarket

bank

airport

zoo



## 1 Order the letters.

1 ecfa



face


2 klea



3 leanp



4 aget



## 2 Write.

lake gate cake face




Open the <sup>1</sup> gate.

See the <sup>2</sup> \_\_\_\_\_.


A smile on your <sup>3</sup> \_\_\_\_\_.

Here is a <sup>4</sup> \_\_\_\_\_.

## 3 Read. Circle the words with a\_e. Underline the words with a.



There is a cat next to the lake.



Open the gate. Here comes a van.

## 4 Now write the words in the correct box.

a\_e

lake

\_\_\_\_\_

\_\_\_\_\_

a

\_\_\_\_\_

\_\_\_\_\_



## Reading

### 1 Read.

I'm Jason. My dad works in an office. Every day he gets up at six o'clock. He puts on a white shirt, black trousers and a tie. He has breakfast. Then he goes to work by car.

In his office, my dad's got a big table. His computer is on the table. He's also got photos of my mum, my sister and me on his table. There is a box with pens and pencils.

He goes home at five o'clock and we all have dinner together at seven o'clock.



2 Read again. Circle three clothes words. Underline three family words.

3 Circle the incorrect word. Then write the sentences correctly.

1 Jason's dad works in a school.

Jason's dad works in an office.

2 He gets up at nine o'clock.

3 He puts on green trousers.

4 He goes to work by train.

5 There are pens and apples in the box.

6 He goes home at three o'clock.

7 They have lunch at seven o'clock.

Writing

1 Write the sentences with commas (,) and *and*.

1 I like apples grapes bananas.

*I like apples, grapes and bananas.*

2 There are birds monkeys lions tigers.

3 We've got English maths science music.

4 He likes chicken pizza salad.

5 I get up have breakfast go to school.

About me!

2 Circle the places where your family work.

hospital school airport police station fire station  
shop zoo station supermarket bank office

3 Draw and write about where your family work.

*My mum works in a bank.*

My \_\_\_\_\_ works in a \_\_\_\_\_.

My \_\_\_\_\_

\_\_\_\_\_

\_\_\_\_\_