




## STUDENT WORKSHEET

### MEETING 1

Name:

Class:





#### Learning Objective:

1. Students communicate ideas through simple paragraphs in the form of structured descriptive texts, using specific vocabulary for descriptive texts, planning, writing, and presenting descriptive texts.
2. Students use simple and compound sentences to describe a piece of writing or an object, using basic information and details, and varying the sentence structure of descriptive texts, presenting ideas using time markers, adverbs, structures, and common conjunctions in descriptive texts.

**Project type:** Descriptive text

#### General direction:

- 1) Remember the topics that have been determined for each group.
  - 2) Complete the assignments on the worksheet.
  - 3) Study the material provided by the teacher.
- 



Please pay attention to the list of adjective vocabulary in the following picture!

## DESCRIPTIVE ADJECTIVES

Appearance	Size	Shape	Color
<ul style="list-style-type: none"> <li>Beautiful</li> <li>Ugly</li> <li>Handsome</li> <li>Attractive</li> <li>Gorgeous</li> <li>Plain</li> <li>Stunning</li> <li>Shiny</li> <li>Dull</li> <li>Elegant</li> <li>Chubby</li> <li>Slim</li> <li>Tall</li> <li>Short</li> <li>Muscular</li> <li>Wrinkled</li> </ul>	<ul style="list-style-type: none"> <li>Huge</li> <li>Tiny</li> <li>Gigantic</li> <li>Small</li> <li>Enormous</li> <li>Petite</li> <li>Bulky</li> <li>Immense</li> <li>Skinny</li> <li>Plump</li> <li>Wide</li> <li>Narrow</li> <li>Long</li> <li>Short</li> <li>Thick</li> <li>Thin</li> </ul>	<ul style="list-style-type: none"> <li>Round</li> <li>Square</li> <li>Triangular</li> <li>Oval</li> <li>Rectangular</li> <li>Curved</li> <li>Straight</li> <li>Cylindrical</li> <li>Flat</li> <li>Hollow</li> <li>Pointed</li> <li>Blunt</li> <li>Irregular</li> <li>Symmetrical</li> <li>Jagged</li> <li>Conical</li> </ul>	<ul style="list-style-type: none"> <li>Red</li> <li>Blue</li> <li>Green</li> <li>Yellow</li> <li>Orange</li> <li>Purple</li> <li>Pink</li> <li>White</li> <li>Black</li> <li>Brown</li> <li>Gray</li> <li>Golden</li> <li>Silver</li> <li>Violet</li> <li>Indigo</li> <li>Beige</li> </ul>
Personality	Feeling	Taste	Sound
<ul style="list-style-type: none"> <li>Kind</li> <li>Rude</li> <li>Friendly</li> <li>Honest</li> <li>Generous</li> <li>Mean</li> <li>Polite</li> <li>Brave</li> <li>Shy</li> <li>Lazy</li> <li>Hardworking</li> <li>Clever</li> <li>Dumb</li> <li>Optimistic</li> <li>Pessimistic</li> </ul>	<ul style="list-style-type: none"> <li>Happy</li> <li>Sad</li> <li>Angry</li> <li>Excited</li> <li>Nervous</li> <li>Anxious</li> <li>Joyful</li> <li>Gloomy</li> <li>Hopeful</li> <li>Depressed</li> <li>Proud</li> <li>Scared</li> <li>Confident</li> <li>Cheerful</li> <li>Lonely</li> </ul>	<ul style="list-style-type: none"> <li>Sweet</li> <li>Sour</li> <li>Bitter</li> <li>Salty</li> <li>Spicy</li> <li>Tasty</li> <li>Bland</li> <li>Juicy</li> <li>Delicious</li> <li>Yummy</li> <li>Tangy</li> <li>Fresh</li> <li>Savory</li> <li>Sugary</li> <li>Minty</li> </ul>	<ul style="list-style-type: none"> <li>Loud</li> <li>Soft</li> <li>Noisy</li> <li>Quiet</li> <li>Silent</li> <li>Musical</li> <li>Melodious</li> <li>Deafening</li> <li>Hoarse</li> <li>Muffled</li> <li>Squeaky</li> <li>Raspy</li> <li>Low-pitched</li> <li>Echoing</li> <li>Booming</li> </ul>

(<https://id.pinterest.com/pin/2674081025816443/>)




(<https://pin.it/2B1h3RFyc>)

### TASK 1

(Complete the sentences using adjectives from the picture)

1. The child is wearing a \_\_\_\_\_ shirt and enjoying a popsicle.
2. The dog looks very \_\_\_\_\_ as it watches the child.
3. The popsicle must taste \_\_\_\_\_ because the child is smiling.



## TASK 2

(After being divided into several groups and receiving a descriptive text topic, write a draft of your descriptive text below and then answer the short questions)

1. Write down your descriptive text draft (100 words)!

2. What object did you describe?

3. What adjectives you use in your paragraph?




## STUDENT WORKSHEET

### MEETING 2

Name:

Class:


#### Learning Objective:

- 
1. Students communicate ideas through simple paragraphs in the form of structured descriptive texts, using specific vocabulary for descriptive texts, planning, writing, and presenting descriptive texts.
  2. Students use simple and compound sentences to describe a piece of writing or an object, using basic information and details, and varying the sentence structure of descriptive texts, presenting ideas using time markers, adverbs, structures, and common conjunctions in descriptive texts.

**Project type:** Descriptive text

#### General directions:

- 1) Complete the assignments on the worksheet.
- 2) Finish the project within one week.





## **TASK 1**

**(Review the project)**

1. Write the feedback from your classmates and teacher about the descriptive text you presented in class. What should you improve, and what should you keep the same?



## **TASK 2**

**(Presenting Descriptive Texts Using Digital Technology)**

1. Design a creative digital poster using Canva or a similar application, then insert your descriptive text.
2. Make sure to include your name, class, and the type of text on your poster.
3. Upload your project to your Instagram feed.