

SECTION II-Reading & Writing (Thời gian làm bài: 15 phút)

Họ và tên:Số báo danh:.....

Lớp.....Trường.....

Số phách



Điểm phần Reading & Writing
Bảng số:
Bảng chữ:

Người chấm số 1 (Ký, ghi rõ họ, tên)







Số phách

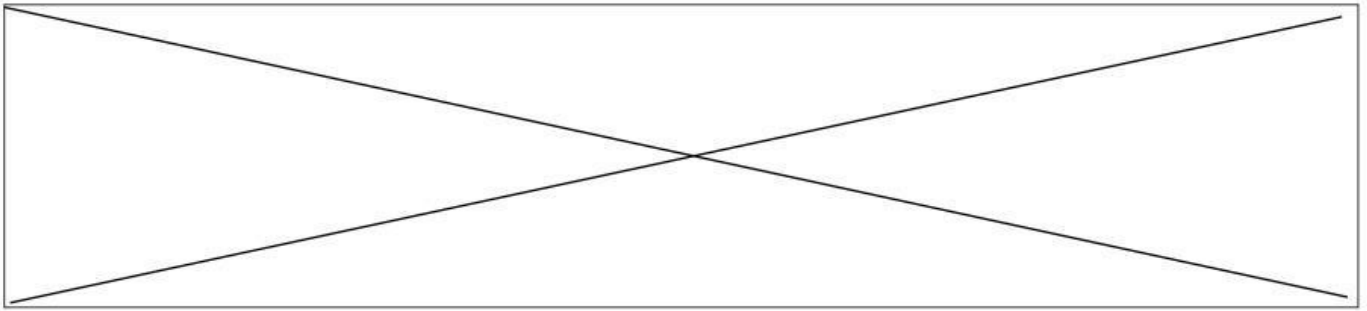
Người chấm số 2 (Ký, ghi rõ họ, tên)

Question 1. Choose the odd one out. There is one example. (1 pt)






- | | | | |
|----|-----------|-------------|---------------|
| 0. | A. Red | B. yellow | C. six |
| 1. | A. rubber | B. doll | C. plane |
| 2. | A. mum | B. granny | C. puzzle |
| 3. | A. arm | B. computer | C. finger |
| 4. | A. bike | B. uncle | C. aunt |

Question 2. Look and read. Write YES or NO. There are two examples. (1 pt)

0.		- It's a book.	<input type="checkbox"/> YES
00.		- It's a plane	<input type="checkbox"/> NO
1.		- It's a building set.	<input type="checkbox"/>
2.		- Clap your hands!	<input type="checkbox"/>
3.		-It's got two ears.	<input type="checkbox"/>
4.		- These are my computers.	<input type="checkbox"/>



Question 3. Look and write. There is one example. (1 pt)

- | | | | |
|----|---|----------|--------------|
| 0. |  | idesl | <u>slide</u> |
| 1. |  | ingsw | ----- |
| 2. |  | siscsros | ----- |
| 3. |  | teef | ----- |
| 4. |  | ummyt | ----- |

Question 4. Re-order the words to make complete sentences. There is one example. (1 pt)

- | | |
|----|---|
| 0. | is/ This/ my/ brother. |
| → | <u>This is my brother.</u> |
| 1. | black/ That/ pencil case/ my/ is/ . |
| → | _____ |
| 2. | is/ in /The/ book/ the/ cupboard/ . |
| → | _____ |
| 3. | yellow/ Those/ rubbers/ are/ my/and pink/ . |
| → | _____ |
| 4. | What/ your/ colour/ is/pen/ ? |
| → | _____ |

The end!