

Name: _____

Class: _____

Level C — System Evidence Challenge (Page 1)

Instruction: Draw arrows to match each device to its correct clue (Device → Clue).
(Use this as the Liveworksheets background for "Join with arrows".)


Grade 7 | Lesson 1
Activity 2 — Evidence Matching
Page 1 of 2

- Computer System: many jobs / many apps
- Embedded System: One task (inside a device)

Devices (A–L)


Place a Liveworksheets "Join" point on each blue dot.

A




Laptop

B




Desktop PC

C




Tablet

D




Smartphone

E




Game console

F




Smartwatch

G




Washing machine

H



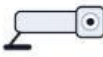
Traffic lights

I




Thermostat / AC controller

J




CCTV camera

K



Printer

L



Wi-Fi router

Clues

Place a Liveworksheets "Join" point on each clue dot.

Big touch screen "no keyboard attached"

Play using a controller "game pad"

Folds open + has keyboard "like a book"

Wear on your wrist "a watch"

Big screen + separate box "tower"

Small phone "has SIM card"

Wash clothes

Red–Yellow–Green on the road

Control temperature

Record video

Print paper

Share internet