

1A

A cappuccino, please

G verb *be* (singular): *I* and *you*

V numbers 0–10, days of the week, saying goodbye

Ebook: pages 6 & 7

1 LISTENING & SPEAKING

a 1.2 Read and listen.

1



Helen A cappuccino, please.
Barista 1 What's your name?
Helen Helen.
Barista 1 Ellen?
Helen No, Helen.
Barista 1 Helen. OK.

2



Barista 2 Are you Diana?
Helen No, I'm not. I'm Helen.
Barista 2 Sorry.
Helen? Your cappuccino.
Helen Thanks.

3



Tom Hello. Are you Helen?
Helen Yes, I am. And you're Tom.
Tom Yes! Nice to meet you.
Helen Nice to meet you.
Tom Just a minute.

4



Tom Hi. A tea, please.
Barista 1 What's your name?
Tom Tom.
Barista 1 Dom. A tea.
Tom No, I'm Tom, not Dom.

1101 - Audio 1.2

1A A cappuccino, please

Audio 1.2

www.liveworksheets.com

a Complete with **I'm** or **You're**.



Hello. I'm Maria.
What's your name?



1 Hi.
Tony.



2 Hello. your teacher.
 in my class.



3 in
room 4.



4 in
room 3.

b Complete with **I'm not** or **You aren't**.



I'm not Tom. I'm Tony.



1 in room 5.
You're in room 4.



2 in room 6.
You're in room 7.



3 Marina.
I'm Marisa.

c Make questions.

You're Sam.

Are you Sam?

1 I'm in room 4.

?

2 You're Silvia.


?

3 I'm in room 3.

?d Complete the conversations. Use **contractions** where possible.A Hello. Are you Liz? B No, I'm not. I'm Maria.1 A I in room 8? B No, you . You're in room 6.2 A you in room 4? B No, I . I'm in room 5.3 A you Henry? B Yes, I . Nice to meet you!4 A I in your class? B Yes, you . I your teacher.

3 VOCABULARY

numbers 0–10

- a  **1.7** Listen and check (✓) the correct photo.



3 VOCABULARY

Numbers 0–10

a 1.8 Listen and repeat the numbers.

- 0 zero /ˈziːroʊ/
(also “oh” /oʊ/ in phone numbers)
- 1 one /wʌn/
- 2 two /tu/
- 3 three /θri/
- 4 four /fɔːr/
- 5 five /faɪv/
- 6 six /sɪks/
- 7 seven /ˈsevn/
- 8 eight /eɪt/
- 9 nine /naɪn/
- 10 ten /ten/



Word stress

zero = **zero** seven = **seven**

3 VOCABULARY

Numbers 0–10


b Cover the words. Say the numbers.

- 0 zero /ˈziroʊ/
(also “oh” /oʊ/ in phone numbers)
- 1 one /wʌn/
- 2 two /tu/
- 3 three /θri/
- 4 four /fɔr/
- 5 five /faɪv/
- 6 six /sɪks/
- 7 seven /ˈsevn/
- 8 eight /eɪt/
- 9 nine /naɪn/
- 10 ten /tɛn/



c  1.9 Listen and write the numbers.

7									
---	--	--	--	--	--	--	--	--	--

d  1.10 Listen and say the next number.

one, two (three

VOCABULARY

days of the week, saying goodbye

a  **1.13** Listen and repeat the days of the week.

Monday /'mʌndeɪ/

Tuesday /'tuzdeɪ/

Wednesday /'wɛnzdeɪ/

Thursday /'θərzdeɪ/

Friday /'fraɪdeɪ/

Saturday /'sætədeɪ/

Sunday /'sʌndeɪ/



Capital letters

Monday **NOT** monday

Friday **NOT** friday

VOCABULARY



1A 1.15

Hello.

Hi.

What's your name?

Nice to meet you.

A cappuccino, please.

A tea.

Yes.

No.

OK.

Thanks.

Sorry.

Just a minute.


Goodbye. / Bye.

See you on Friday.

See you tomorrow.

Let's finish this lesson!

- **Grammar:** To use verb "to be" for "I and you".
- **Vocabulary:** To practice:
 - numbers 0-10
 - days of the week
 - saying goodbye
- **Pronunciation:** sounds /h/, /ai/, /i/



This class was difficult

I achieved 3 objectives

I achieved all the objectives