














ĐỀ 3.1



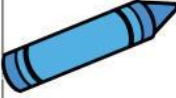

PART 1: Listen and number. There is one example. (1pt)





				
..... 0





PART 2: Listen and circle. There is one example. (1pt)

Ex	 Rosy	 Tim	 Billy	 Lula
	A	<input checked="" type="radio"/> B	C	D




1				
	A	B	C	D

2				
	A	B	C	D




3				
	A	B	C	D

4				
	A	B	C	D




PART 3: Listen and tick the box. There is one example. (1pt)
Example:

		
A <input checked="" type="checkbox"/>	B <input type="checkbox"/>	C <input type="checkbox"/>




1.

		
A <input type="checkbox"/>	B <input type="checkbox"/>	C <input type="checkbox"/>




2.

		
A <input type="checkbox"/>	B <input type="checkbox"/>	C <input type="checkbox"/>

3.

		
A <input type="checkbox"/>	B <input type="checkbox"/>	C <input type="checkbox"/>

4.

		
A <input type="checkbox"/>	B <input type="checkbox"/>	C <input type="checkbox"/>