














# ĐỀ 1.1





PART 1: Listen and number. There is one example. (1pt)





				
.....	.....	.....0.....	.....	.....





PART 2: Listen and circle. There is one example. (1pt)

Ex				
	A	<b>B</b>	C	D

1				
	A	B	C	D

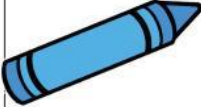


2				
	A	B	C	D

3				
	A	B	C	D




4				
---	---	---	--	---

--	--	--	--




**PART 3:** Listen and tick the box. There is one example. (1pt)  
**Example:**

		
A <input checked="" type="checkbox"/>	B <input type="checkbox"/>	C <input type="checkbox"/>




1.

		
A <input type="checkbox"/>	B <input type="checkbox"/>	C <input type="checkbox"/>




2.

		
A <input type="checkbox"/>	B <input type="checkbox"/>	C <input type="checkbox"/>

3.

		
A <input type="checkbox"/>	B <input type="checkbox"/>	C <input type="checkbox"/>

4.

		
A <input type="checkbox"/>	B <input type="checkbox"/>	C <input type="checkbox"/>