

## Lesson 1 Vocabulary



### 1 3.2 Listen and number.



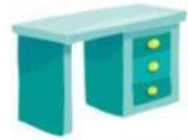
bed



chair



clock



desk



door



lamp



wardrobe



window

Read	Match	Write	Write
	<hr/> <hr/> <hr/>		<hr/> <hr/> <hr/>
	<hr/> <hr/> <hr/>		<hr/> <hr/> <hr/>
	<hr/> <hr/> <hr/>		<hr/> <hr/> <hr/>
	<hr/> <hr/> <hr/>		<hr/> <hr/> <hr/>

# Worksheet

Look, read and **circle**.



**bed**  
chair



clock  
desk



door  
lamp



wardrobe  
window



door  
desk



wardrobe  
bed



window  
chair



lamp  
clock

Look and read. Write **yes** or **no**. There is one example.



There are two beds. yes

1 There are two windows. \_\_\_\_\_

2 There's one clock. \_\_\_\_\_

3 There's a desk. \_\_\_\_\_

4 There is one lamp. \_\_\_\_\_

5 There's a wardrobe. \_\_\_\_\_

Look, read and **circle**.



1 How many desks are there?  
There 's / **are** two desks.



4 How many beds are there?  
There 's / **are** two beds.



2 How many clocks are there?  
There 's / **are** one clock.



5 How many wardrobes **is** / **are** there?  
There's one wardrobe.



3 How many chairs are there?  
There 's / **are** three chairs.



6 How many lamps are there?  
**There's** / **There are** one lamp.

# Worksheet

Look at the pictures. Look at the letters. Write the words.



1 deb  
bed



2 haric  
\_\_\_\_\_



3 mpal  
\_\_\_\_\_



4 keds  
\_\_\_\_\_



5 rood  
\_\_\_\_\_



6 koclc  
\_\_\_\_\_



7 dowwin  
\_\_\_\_\_



8 bedrawor  
\_\_\_\_\_

Complete the questions. Answer with *There's* or *There are*. Then look and write A or B.



- 1 How many beds are there? There's one bed.
- 2 How many desks are \_\_\_\_\_? There \_\_\_\_\_ two desks.
- 3 How \_\_\_\_\_ chairs \_\_\_\_\_ there? \_\_\_\_\_ are two chairs.
- 4 \_\_\_\_\_ clocks are \_\_\_\_\_? \_\_\_\_\_ one clock.

☐ B  
☐  
☐  
☐

Look, read and write **A** or **B**.

- 1 There are two beds. A
- 2 There are two clocks. \_\_\_\_\_
- 3 There's one lamp. \_\_\_\_\_
- 4 There's one desk. \_\_\_\_\_
- 5 There are three chairs. \_\_\_\_\_

Look again and complete.

- How many desks <sup>1</sup> are there ?      <sup>4</sup> \_\_\_\_\_ clocks are there?
- In Picture A <sup>2</sup> \_\_\_\_\_ desks.      In Picture A <sup>5</sup> \_\_\_\_\_ clock.
- In Picture B <sup>3</sup> \_\_\_\_\_ desk.      In Picture B <sup>6</sup> \_\_\_\_\_ clocks.
- <sup>7</sup> \_\_\_\_\_ beds <sup>8</sup> \_\_\_\_\_ ?
- In Picture A <sup>9</sup> \_\_\_\_\_.
- In Picture B <sup>10</sup> \_\_\_\_\_.



# Worksheet


Look at Sam's bedroom and write short answers.



- 1 Has he got a desk? Yes, he has.
- 2 Has he got a lamp? \_\_\_\_\_
- 3 Has he got a slide? \_\_\_\_\_
- 4 Has he got a bed? \_\_\_\_\_
- 5 Has he got a chair? \_\_\_\_\_
- 6 Has he got a clock? \_\_\_\_\_

Ask and answer about Sara's bedroom.



- 1  ☒ Has she got a lamp?  
Yes, she has.

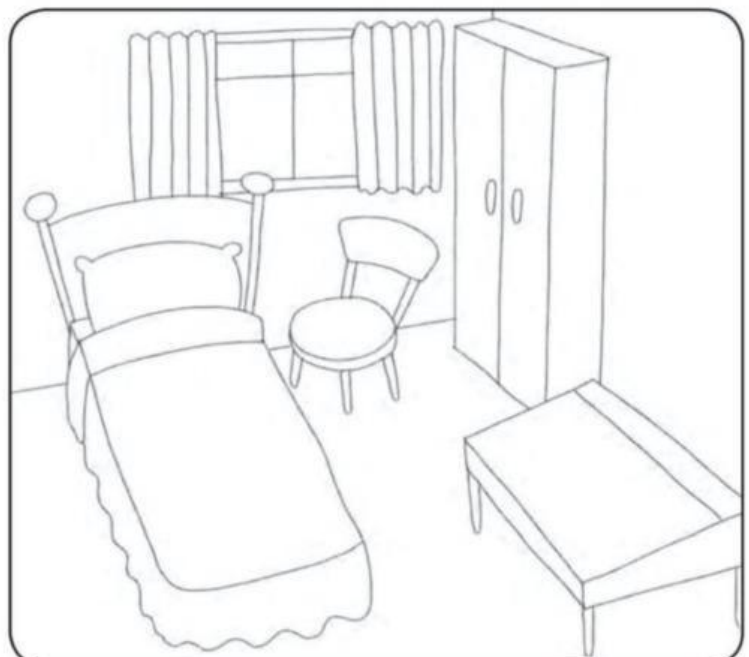
- 3  ☐ \_\_\_\_\_

- 2  ☐ \_\_\_\_\_

- 4  ☐ \_\_\_\_\_

Read, colour and draw.

- 1 Colour the bed blue.
- 2 Colour the chair red.
- 3 Colour the desk green.
- 4 Colour the wardrobe brown.
- 5 Draw a lamp on the desk.  
Colour it grey.
- 6 Draw a clock next to the window.  
Colour it yellow.



# Worksheet

## Writing

### 1 Read and follow.

Start an email with **Hi** (+ name): **Hi** Sam,

End an email with **Bye**, (+ name): **Bye**, Billy

### 2 Look and complete the email.

Hi Sam,

My new bedroom is fantastic!

There are two \_\_\_\_\_. They're boats!

\_\_\_\_\_ 's a red \_\_\_\_\_.

It's next to the \_\_\_\_\_.

I've got three \_\_\_\_\_.

I \_\_\_\_\_ a \_\_\_\_\_, too. It's a monkey.

It's cool!

Bye, Billy



### 3 Write an email about Sam's bedroom. Be a star! ★

\_\_\_\_\_

My new \_\_\_\_\_ is \_\_\_\_\_!

\_\_\_\_\_ a bed.

\_\_\_\_\_ toy cupboards.

They're \_\_\_\_\_ the bed.

I \_\_\_\_\_ a green \_\_\_\_\_ and

two \_\_\_\_\_. I \_\_\_\_\_ a lion

\_\_\_\_\_, too. It's cool!

\_\_\_\_\_, Sam

