



**E-LKPD**

MATA PELAJARAN  
**BAHASA INGGRIS**

KELAS/SEMESTER

**XI/2**

TEMA  
**PROCEDURE TEXT**

DISUSUN OLEH:  
**AGUSTIN SUSILOWATI, S. Pd**

ASAL INSTANSI:  
**SMA NEGERI 11 YOGYAKARTA**

**ELKPD-  
PROCEDURE TEXT**

Name :

Class/No :

- A. Take a look at the following video about How to join a meeting using zoom and pay attention to the steps told in it!



- B. Listen to recording about the steps of joining a meeting using Google meet!

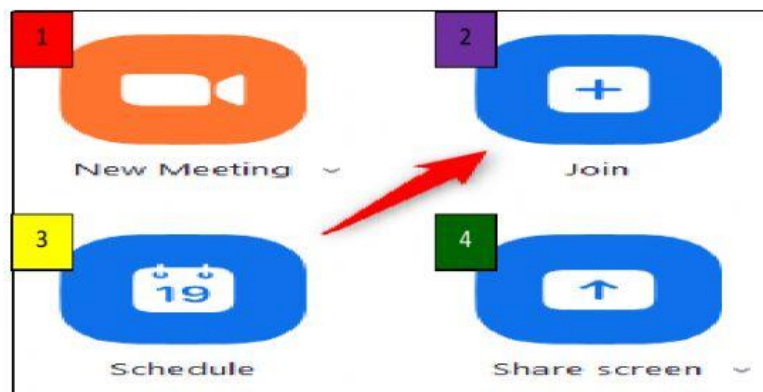




C. Which one of the two ways joining a meeting using zoom and Google meet above do you think is easier to use? Why? Write your answer in a few sentences on the blank spot below!



D. Based on the video in part A, answer the following question!


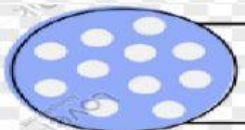





If you want to join a meeting for the first time, which button should you click?



**E. Based on the recording in part B, answer the following question!**

**Based on the recording, the followings are true about using Google meet to join the meeting, except...**


-  To join a meeting, you must have the meeting link
-  If you don't have the meeting link, you can ask the host
-  Normally, the host will send the meeting link via sms
-  If you are the host of the meeting, the first button will say join now
-  In the top right corner, you can see the participant of the meeting

**F. Based on the video in part A, put a tick on the right statements in relation to joining a meeting using zoom!**

-  ☐ The participant must have a Gmail account to use zoom
-  ☐ The host can mute or unmute the participants' speaker
-  ☐ A meeting link should be provided to invite the participant to join via sms
-  ☐ Free zoom account have limited seat for the participants



H. Below are the steps of joining a meeting using google meet. Match the order of the steps with their right pairs by connecting it with line!



Step 1

Step 2

Step 3

Step 4

Select your options for camera and microphone (turn on/off).

Click on Join now.

Open the email with your meeting invite in your inbox.

Click on the link [meet.google.com/](https://meet.google.com/) below Join Hangouts Meet.



G. Drag the box containing the steps of joining a meeting using zoom and drop them in the right order!

Enter the meeting ID number and your display name

Select if you would like to connect audio and/or video

Click Join a meeting

Open the Zoom desktop client.

1

3

2

4

