

Name: .....


Class: .....

Listening	Reading & Writing	Comments

## READING & WRITING

**Part 1:** Look and read. Put a tick (✓) or a cross (✗) in the box.  
There are two examples.

### Examples



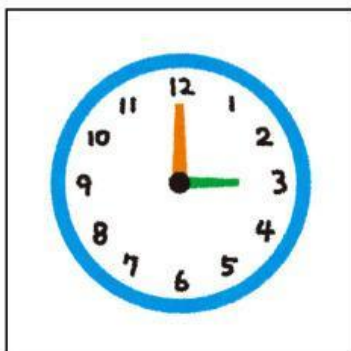
This is a camera.



These are trains.



### Questions




1. This is a bookshelf.

☐



2. She is in the bathroom.

☐

3. There are thirteen books.

☐

4. That is a restaurant.

☐

5. It's one fifteen.

☐

**Part 2:** Look and read. Write Yes or No.



**Examples**

0 There are two trees.

Yes

The sun is red.

No

**Questions**

1. There are three boats.

.....

2. There are eleven birds.

.....

3. The boy with a yellow shirt is reading.

.....


4. There are two chairs.

.....

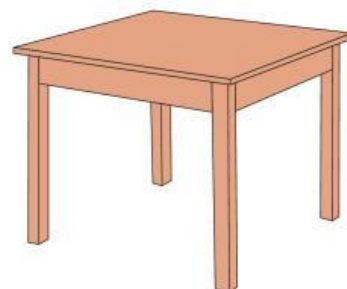
5. The kite is blue.

.....

**Part 3:** Look at the pictures. Look at the letters. Write the words.



e	h	c	e	s	e
c	h	e	e	s	e



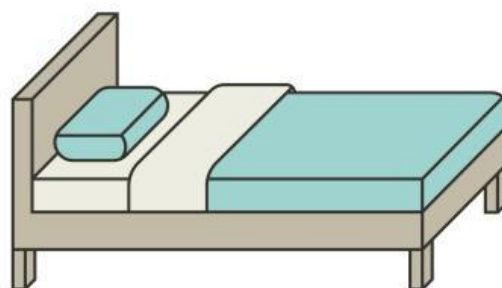
a	l	e	t	b

2



t	a	e

3



d	b	e

4



h	y	e	g	i	t

5



l	k	c	o	c



**Part 4:** Look, read and write the names.



**Examples**

0. Tony has a cup and a sausage in his hands.

**Read and write.**

1. Jimmy is fishing.
2. Emma has orange boots and an orange backpack.
3. Tom is playing the guitar.
4. Harry is in the boat.
5. Billy has an orange hat.

## LISTENING

Part 1: Listen and circle the correct picture.

1. Is she hungry?



A



B



C

2. Is he sick?



A



B



C

3. What is she doing?



A



B



C

4. What can you do?



A



B



C

5. What is his job?



A



B



C

6. Where is Emily?



A



B



C

7. What do you want for dinner?



A



B



C

8. Do you like butter?



A



B



C



9. What is Ben wearing?



A



B



C

10. Where are the socks?



A



B



C

**Part 2: Listen and color.**

