

Name: GRADE2-U11 - Marks:

Task 1 Look, read and circle.



1. a. sailing

b. driving



2. a. flying

b. riding



3. a. singing

b. sliding



4. a. drawing

b. playing

Task 2 Look, read and number:

	<input type="checkbox"/> 1. They're riding bikes.	<input type="checkbox"/>
	<input type="checkbox"/> 2. They're sliding.	<input type="checkbox"/>
	<input type="checkbox"/> 3. They're driving cars.	<input type="checkbox"/>
	<input type="checkbox"/> 4. He's flying a kite.	<input type="checkbox"/>
	<input type="checkbox"/> 5. They're flying kites.	<input type="checkbox"/>
	<input type="checkbox"/> 6. He's sliding.	<input type="checkbox"/>
	<input type="checkbox"/> 7. He's riding a bike.	<input type="checkbox"/>
	<input type="checkbox"/> 8. He's driving a car.	<input type="checkbox"/>

Task 3 Circle the pictures including letter "i":



Task 4 Look, read and match:

1.They're.....



Flying kites.

2. They're



driving cars.

3. They're











Sliding.

4. They're.....

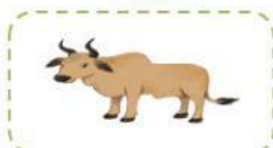
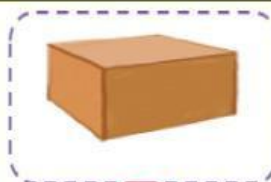


riding bikes.

Task 5 Put the words in order:

	1. They're / kites. / flying /
	2. driving / cars. / They're/
	3. sliding. / are / / They/
	4. / bike. / He's / a / riding/
	5. sliding. / / He's/
	6. driving / / a / car. / He's/
	7. / a / He's / kite. / flying/
	8. bikes. / / They're / riding/

Task 7 Look and write the beginning sound of each word.



Task 8 Read and number:



1. They're sliding.
2. He's driving a car .
3. They are flying kites.
4. He's flying a kite .
5. He's riding a bike .
6. He's sliding.
