




## On My Own

Write the totals. Use the chart to answer the questions.

What is Your Favorite Color?		
Color	Tally	Total
 Red		
 Blue		
 Purple		

4. How many people chose red? \_\_\_\_\_
5. How many people chose purple? \_\_\_\_\_
6. Do more people like purple or blue? \_\_\_\_\_
7. How many more people like red than blue?  
\_\_\_\_\_
8. Do more people like red or purple? \_\_\_\_\_
9. How many fewer people like blue than purple?  
\_\_\_\_\_
10. How many people were surveyed in all?  
\_\_\_\_\_