

| | | |
|--|---|--------------|
|  | Centro Educativo Ernesto Yáñez Rivera Unidad Técnica Pedagógica Asignatura: Taller de inglés Profesora: Virna Caniupil | CALIFICACIÓN |
|--|---|--------------|

Listening

| | | |
|---------------------|---|-------------------|
| Name: | Grade: | Date: |
| Exigencia: 60% | Puntaje Ideal: 38 pts | Puntaje Obtenido: |
| Objective: 01-02 | Demostrar comprensión de ideas generales e información explícita en textos orales adaptados y auténticos simples, literarios y no literarios, en diversos formatos audiovisuales Identificar palabras y frases clave, expresiones de uso frecuente, vocabulario temático, conectores (<i>first, second, next, finally, or, because, before, after, too when, while</i>), sonidos /z/, /s/ (<i>zoo/ sad</i>), sonido inicial /h/ (<i>hot/ hour</i>) y los sonidos /g/ (<i>go/ ago/ egg</i>) y / / (<i>jacket/ general/ age</i>) en textos orales en diversos formatos | |
| Instructions | <ul style="list-style-type: none"> Escucha los videos Lee las preguntas y selecciona una respuesta. Completa un organizador grafico Escucha, selecciona una alternativa Completa la información solicitada y envíalo online | |

I. Listen the following video and answer the Question



I. Listen to the video and select one alternative (8pts)

| | |
|---|---|
| 1. Does William play sport? a) No, he doesn't b) Yes, he does c) Sometimes | 2. What is William's favorite sport? a) Basketball b) Tennis c) Football |
| 3. How often does William play? a) Once a week b) Twice a week c) Every day | 4. Does William play with friends? a) No, never b) Yes, always c) Only on Sundays |

| | |
|---|---|
| 5. What kind of sports does William like? a) Solo sports b) Team sports c) Water sports | 6. Who is William's favorite athlete? a) Ronaldo b) Messi c) Neymar |
| 7. Has William ever played tennis? a) Yes, many times b) No, and he doesn't want to c) No, but he'd like to | 8. Does William watch sport on TV? a) Yes, on weekends b) No, never c) Only on weekdays |

II. Listen this text.

1. Complete this following Graphic organizer sports preference (12 pts)

| | | Ages | Sports they Like | Sports they don't like | Frequency |
|---|-------|------|------------------|------------------------|-----------|
| a | Tom | | | | |
| b | Emma | | | | |
| c | Lucas | | | | |

III Read the questions and choose an alternative (3pts)

1. What is the main message of the text?

- a) That Tom, Emma, and Lucas like reading books.
- b) That each friend has different sports they like and dislike.
- c) That all the friends play the same sport every day.








2. What does the text teach?

- a) That everyone likes different sports
- b) That nobody likes sports
- c) That only one sport is fun



3. Why is the text important?

- a) It shows that doing sports is healthy and fun
- b) It shows how to play video games
- c) It shows how to do homework

IV Listen to the audio and identify vocabulary. Select one option. (7pts)

| | | | | |
|---|---|--|--|--|
|  | 1 | a. I can not with my classmates. | b. I can play with my classmates. | c. I can play soccer with my classmates. |
|  | 2 | a. They don't like basketball because it is too difficult | b. She doesn't like basketball because it is too difficult | c. I don't like basketball because it is too difficult |
|  | 3 | a. But, I swim and running once a week. | b. But, I only swim three time a week. | c. But, I only swim once a week. |
|  | 4 | a. She doesn't like volleyball because she prefers tennis. | b. He doesn't like tennis because she likes team sports | c. She doesn't like tennis because she likes team sports |
|  | 5 | a. Doing sports doesn't helps us stay healthy | b. Doing sports helps us stay active. | c. Doing sports helps us stay healthy |
|  | 6 | a. Lucas doesn't enjoy swimming | b. Lucas doesn't enjoy running | c. Lucas doesn't enjoy skating |
|  | 7 | a. He also likes riding his bike after school. | b. He also likes riding his bike before school. | c. He also likes riding his bicycle after school. |

V Listen and associate image with vocabulary (8pts)

| | | |
|----|---|---|
| a. |  | <div data-bbox="839 461 927 528" style="border: 1px solid black; width: 55px; height: 30px; display: inline-block;"></div> <div data-bbox="927 353 1090 528" style="border: 1px solid black; padding: 5px; display: inline-block;">  1 </div> |
| b. |  | <div data-bbox="831 663 919 730" style="border: 1px solid black; width: 55px; height: 30px; display: inline-block;"></div> <div data-bbox="919 589 1098 730" style="border: 1px solid black; padding: 5px; display: inline-block;">  2 </div> |
| c. |  | <div data-bbox="820 898 908 965" style="border: 1px solid black; width: 55px; height: 30px; display: inline-block;"></div> <div data-bbox="908 831 1107 965" style="border: 1px solid black; padding: 5px; display: inline-block;">  3 </div> |
| d. |  | <div data-bbox="820 1128 908 1196" style="border: 1px solid black; width: 55px; height: 30px; display: inline-block;"></div> <div data-bbox="908 1055 1107 1196" style="border: 1px solid black; padding: 5px; display: inline-block;">  4 </div> |
| e. |  | <div data-bbox="820 1346 908 1413" style="border: 1px solid black; width: 55px; height: 30px; display: inline-block;"></div> <div data-bbox="908 1272 1118 1413" style="border: 1px solid black; padding: 5px; display: inline-block;">  5 </div> |
| f. |  | <div data-bbox="820 1547 908 1615" style="border: 1px solid black; width: 55px; height: 30px; display: inline-block;"></div> <div data-bbox="908 1473 1118 1615" style="border: 1px solid black; padding: 5px; display: inline-block;">  6 </div> |
| g. |  | <div data-bbox="820 1794 908 1861" style="border: 1px solid black; width: 55px; height: 30px; display: inline-block;"></div> <div data-bbox="908 1713 1134 1861" style="border: 1px solid black; padding: 5px; display: inline-block;">  7 </div> |
| h. |  | <div data-bbox="831 2040 919 2103" style="border: 1px solid black; width: 55px; height: 28px; display: inline-block;"></div> <div data-bbox="919 1962 1158 2103" style="border: 1px solid black; padding: 5px; display: inline-block;">  8 </div> |