

# 1<sup>o</sup> TRIMESTER REVIEW

## UNIT 1 (6)

### 1 Match the parts of the words and the pictures. Lesson 2

1 3D

6 chip



a



2 micro

7 headset



b



3 smart

8 technology



c



4 virtual reality

9 printer

d

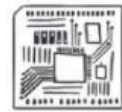


5 wearable

10 watch



e



### 1 Complete the sentences. Use one word from each box. Then number. Lesson 4

came find turned looked ~~watch~~ looks

up ~~out~~ for out up across

1 Watch out! There's a car!

2 I want to \_\_\_\_\_ where she lives.

3 I \_\_\_\_\_ a bike when I was out yesterday.

4 He \_\_\_\_\_ late for class this morning.

5 We \_\_\_\_\_ the ball in the park.

6 He \_\_\_\_\_ words in the dictionary frequently.



**1** Look at what the girls do tomorrow. Complete with 'll or won't.



- 1 They won't send text messages. They ll talk on the phone.
- 2 They \_\_\_\_\_ decide to play tennis. They \_\_\_\_\_ decide to go swimming.
- 3 It \_\_\_\_\_ be sunny. It \_\_\_\_\_ be raining.
- 4 They \_\_\_\_\_ play tennis. They \_\_\_\_\_ go to a restaurant.
- 5 They \_\_\_\_\_ eat pizza. They \_\_\_\_\_ eat burgers.
- 6 They \_\_\_\_\_ be happy. They \_\_\_\_\_ be sad.

**1** Look, read and tick ✓ the correct option.



- |   |           |                                     |       |                          |
|---|-----------|-------------------------------------|-------|--------------------------|
| 1 It ... be Goran's bedroom because he likes books.             | could     | <input checked="" type="checkbox"/> | can't | <input type="checkbox"/> |
| 2 It ... be Martin's bedroom because he's quite messy.          | might not | <input type="checkbox"/>            | might | <input type="checkbox"/> |
| 3 It ... be Gabriel's bedroom because he doesn't like football. | can't     | <input type="checkbox"/>            | must  | <input type="checkbox"/> |
| 4 It ... be Andrew's bedroom because he has a white cup.        | may not   | <input type="checkbox"/>            | may   | <input type="checkbox"/> |
| 5 It ... be Nick's bedroom because that's his backpack!         | must      | <input type="checkbox"/>            | can't | <input type="checkbox"/> |

## UNIT 2 (1)

### 1 Use the letters to write words and complete the sentences. Lesson 4



klcic no na nico

When I click on an icon, a website opens.



oondwlda a tmudoeen

Anita needs to \_\_\_\_\_.



recash eht tenietrn

Are you going to \_\_\_\_\_  
for the information you need?




tisiv a bsewiet

Max should \_\_\_\_\_  
about animals to help with his essay.



og nloien

I'm going to \_\_\_\_\_ now, Mum.




peyt ni a wpasrdo

If you \_\_\_\_\_  
\_\_\_\_\_, the website will open.

### 2 Complete the sentences. Use the correct form of the verbs in brackets. Lesson 3

- 1 What are you doing tomorrow? (do)
- 2 I'm \_\_\_\_\_ tennis with my brother. (play)
- 3 When \_\_\_\_\_ Mum and Dad \_\_\_\_\_ home? (come)
- 4 Mandy and I are \_\_\_\_\_ online for shoes! (shop)
- 5 I'm \_\_\_\_\_ to my grandpa's house after school. (go)
- 6 What \_\_\_\_\_ we \_\_\_\_\_ for lunch? (have)



**1** Look and complete.

Emily's study timetable					
9 am	10 am	11 am	1 pm	2 pm	4 pm
Study for the English test	Write a history essay	Do a science experiment	Have lunch	Work on the course project	Go swimming with Kate!



- 1 She's doing a science experiment at eleven o'clock.
- 2 \_\_\_\_\_ at ten o'clock.
- 3 \_\_\_\_\_ at four o'clock.
- 4 \_\_\_\_\_ at nine o'clock.
- 5 \_\_\_\_\_ at two o'clock.

**2** Order the words to make questions. Then match.

- 1 are / weekend / you / where / going / next / ?

Where are you going next weekend?

- 2 playing / today / you / basketball / are / ?

\_\_\_\_\_

- 3 you / are / exam / when / the / maths / doing / ?

\_\_\_\_\_

- 4 next / is / where / going / he / summer / ?

\_\_\_\_\_

- 5 are / studying / weekend / you / this / ?

\_\_\_\_\_