HC English
039 350 3980

1 Write the words.

litter	playground	~~flowers~~	path	grass
	garbage can	trees	fountain	



1 flowers
2 _____
3 _____
4 _____
5 _____
6 _____
7 _____
8 _____

2 Look and circle.

1

chase / catch

2

meet / cross

3

meet / shout

4

follow / catch

5

follow / shout

© Oxford University Press
Permission granted to reproduce for classroom use only.
LIVEWORKSHEETS

Listening and speaking

1 Read and circle *right* or *wrong*. Listen and check. 24

1 Walk slowly on the path. right / wrong

2 Throw your litter on the grass. right / wrong

3 Don't shout. right / wrong

4 Walk on the flowers. right / wrong

5 Don't chase the birds. right / wrong

6 Put your litter in the garbage can. right / wrong

2 Complete the sentences. Write one or two words.

1

Walk slowly on the path.

2

_____ on the flowers.

3

_____ in the fountain.

4

_____ on the grass.

3 Listen and circle. Ask and answer. 25

1 Do you like going to the park? Yes / No

2 Do you like going to the playground? Yes / No

3 Do you put your litter in the garbage can? Yes / No

© Oxford University Press
Permission grant[illegible]
LIVEWORKSHEETS

Story and writing

1 Listen and read. Then act. 26

2 Read the story and write the words.

slowly quietly loudly well

1 Jack can't see ___well___.

3 Walk _____!

2 Jump _____,

4 Don't shout _____!

© Oxford University Press
Permission granted to reproduce for classroom use only.
LIVEWORKSHEETS

Language practice

1 What are the school rules? Listen and tick (✓) or cross (✗). 27

- Put litter neatly in the garbage can. ✓
- Chase your friends. ☐
- Walk slowly in the playground. ☐
- Shout loudly. ☐
- Speak politely to other people. ☐
- Listen well in lessons. ☐
- Speak loudly in the library. ☐
- Put your pencil case neatly in your bag. ☐

2 Look and complete the sentences.

~~play~~ runs put shout

~~politely~~ neatly loudly fast

1 I like those boys. They play politely.

2 He _____ _____.

3 Don't _____ _____, please!

4 Please _____ away your coat _____.

© Oxford University Press
Permission granted to reproduce for classroom use.
LIVEWORKSHEETS

Language practice

1 Find five differences.

A

B

© Oxford University Press
Permission grant[illegible]
LIVEWORKSHEETS

Listening, Part 1

1 Listen and draw lines. There is one example. 28

Sally Jim Peter



Jane Paul Mary

© Oxford University Press
Permission granted to reproduce for classroom use only.
LIVEWORKSHEETS

Reading and Writing, Part 3

2 Read the story. Choose a word from the box. Write the correct words next to numbers 1–5. There is one example.

My name is John and I like reading. Last week I went to the library with my sister and my mom. There were lots of [1] _____ on a big table. My sister sat down, [2] _____ a book and opened it. Then she shouted loudly. There was a spider on one of the pages! She dropped the book on the [3] _____ and she quickly [4] _____ to my mom. I opened the book and smiled. 'Look,' I shouted. 'It isn't a spider. It's a picture of a spider!'

When she saw the picture, she [5] _____.

Example

library

ran

sister

floor

books

laughed

house

picked up

3 Now choose the best name for the story. Tick one box.

My mom's new book ☐

My scary sister ☐

A spider at the library! ☐

© Oxford University Press
Permission granted to reproduce for classroom use only.
LIVEWORKSHEETS