

Unit 3 Colors



Exercise 1: Look and write the missing letters.



r d



b l



 l l o w



w h t



 n k



g e n



Exercise 2 : Find and circle the colors.



Yellow

Red

Green

Blue

Pink

White




Exercise 3: Unscramble the color words.



i k
n p




u
e b
i



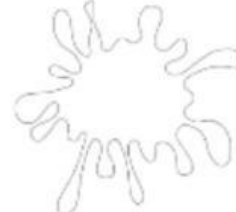
e
d r



r
e g e
n



w y
e l o



w e
h i
t



Exercise 4 : Look, read and match.



.

It's a white door.

It's a yellow flower.



.

It's a blue cap.

It's a pink bag.

It's a green book.

It's a red apple.



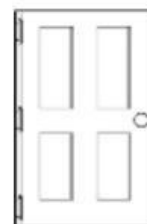
.



.



.



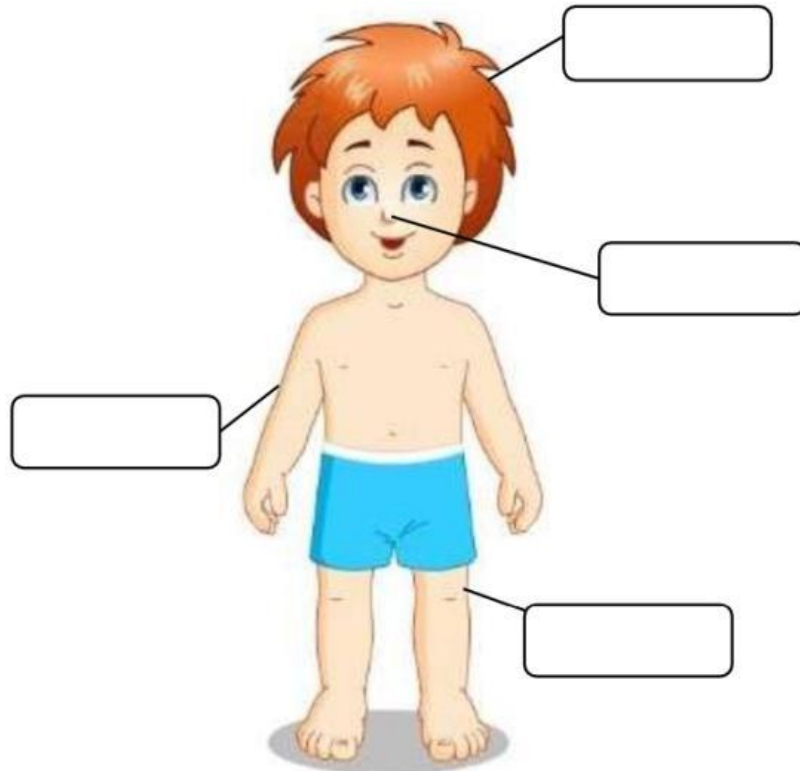
.

Unit 4 My body



Exercise 1: Look and write.

head – leg – arm - nose



Exercise 2 : Look and write the missing letters.



l g



 r m



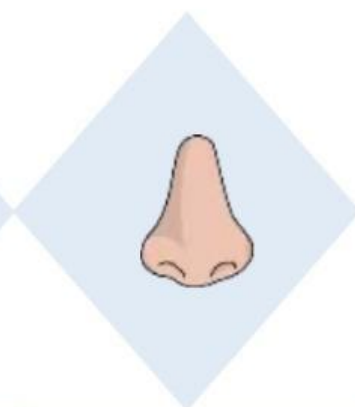

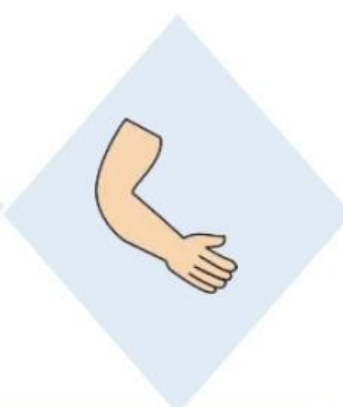
h d



 s e



Exercise 5: Look and put a tick (✓) or cross (✕).



a) This is my leg.

☐

b) This is my arm.

☐

c) This is my nose.


☐

d) This is my head

☐

Exercise 6 : Look and write.

head – arm – nose - leg



Touch your



Touch your



Touch your



Touch your



Exercise 7 : Write the odd one out.

1



leg



head



nose



bag


2



apple



bag



book



pencil

3



mother



cap



father



sister



Exercise 8 : Look, read and match.



This is my food.

I can see an ant.

This is my cap.

This is a door.

This is my bag.

I have an elephant.

