







Name: GRADE2-U7 Marks:

Exercise 1: Look, read and circle:

1		a. swim	b. dance	c. walk	d. run
2		a. skip	b. jump	c. sing	d. dance
3		a. run	b. sink	c. dance	d. skip
4		a. swim	b. jump	c. walk	d. sing
5		a. swim	b. walk	c. skip	d. dance
6		a. dance	b. run	c. jump	d. sing

Exercise 2: Read and circle:



wink / swim



dance / jump



skip / run



walk / run



sing / wink



dance / skip

1. 

swim 

dance 

2. 

walk 

run 

3. 

skip 

wink 

4. 

jump 

sing 

5. 

walk 

swim 

6. 

dance 

skip 

Exercise 3: Read and tick V or cross X:

1.  A. I can walking. ☐

 B. I can walk. ☐

2.  A. I can to run fast. ☐

 B. I can run fast. ☐

3.  A. He can sings very well. ☐

 B. He can sing very well. ☐

4.  A. Can you dances? ☐

 B. Can you dance? ☐

Exercise 4: Match the sentences to the pictures:






1. I can sing.

2. It's a sandwich.

3. I can run.

4. I can wink.

5. Do you like pizza?

Exercise 5: Read the sentences to the pictures:

- | | | | |
|----------------------|--------------------|-------------------|--------------------|
| 1. What can you do? | A. I can swim. | B. I'm fine. | C. I'm seven. |
| 2. Can you dance? | A. Yes, I can. | B. I'm a boy. | C. It's green. |
| 3. Can you sing? | A. Yes, I do. | B. No, I can't. | C. Yes, I am. |
| 4. What can she do? | A. She's nine. | B. She can jump. | C. She is a cat. |
| 5. Can he run? | A. No, he can't. | B. Yes, he can. | C. Yes, I can. |
| 6. Let's skip. | A. Ok, let's skip. | B. I'm skip. | C. Skip is nice. |
| 7. What can they do? | A. They can sing. | B. They are fine. | C. They can happy. |
| 8. Can you wink? | A. Can you wink? | B. Yes, I can. | C. I can name. |

Exercise 6: Look and match:

1. Can he skip?	<input type="checkbox"/>	a. I'm fine.
2. Let's draw.	<input type="checkbox"/>	b. Hi!
3. Hello!	<input type="checkbox"/>	c. Yes, he can.
4. Please help me.	<input type="checkbox"/>	d. Ok.
5. Can you play football?	<input type="checkbox"/>	e. Six ducks.
6. How are you?	<input type="checkbox"/>	f. Sure.

Exercise 7: Circle the correct answers:

- | | |
|---|---|
| 1. Can (they / he) sing? – Yes, they can't. | 4. (No/ Yes) I can't. |
| 2. (How / What) are you? | 5. Let's (run / jump)? – Ok, let's run. |
| 3. (Hi / Please) help me. – Sure. | 6. How (old / are) you? – I'm eight. |

Exercise 8: Reorder the sentences. Then tick.

① Can / wink / you / ? → _____	Yes, I can. <input type="checkbox"/> No, I don't. <input type="checkbox"/>
② Can / wink / you / ? → _____	Yes, I can. <input type="checkbox"/> No, I don't. <input type="checkbox"/>
③ Can / wink / you / ? → _____	Yes, I can. <input type="checkbox"/> No, I don't. <input type="checkbox"/>
④ Can / wink / you / ? → _____	Yes, I can. <input type="checkbox"/> No, I don't. <input type="checkbox"/>

Exercise 9: Listen and Tick V or Cross X: (Lesson 2. Ex3)

1 	2 	3 	4 
---	---	--	---

Exercise 10: Listen and Tick or Cross (Lesson 2. Ex6):

1 	2 	3 	4 
---	---	--	---