





















My name is: _____

WORKSHEET

FFs2-Unit 1: Our new things I

Teacher's feedbacks

Task 1: Look, read and complete:

  <p>1. I'm not hot. I'm cold.</p>	  <p>2. He's not sad. He's _____.</p>
  <p>3. I'm not fine. I'm _____.</p>	  <p>4. I'm not hungry. I'm _____.</p>
  <p>5. I'm not brave. I'm _____.</p>	  <p>6. I'm not fresh. I'm _____.</p>
  <p>7. He's not good. He's _____.</p>	  <p>8. She's not happy. She's _____.</p>
  <p>9. I'm not cold. I'm _____.</p>	  <p>10. She's not tired. She's _____.</p>

Task 2: Write the answers:



1. How do you feel?

→ I'm full.



2. How do you feel?

→



3. How do you feel?

→



4. How do you feel?

→



5. How do you feel?

→



6. How do you feel?

→



7. How do you feel?

→



8. How do you feel?

→



9. How do you feel?

→



10. How do you feel?

→

Task 3: Listen and draw lines. There is one example:

