

Name: _____

Grade: _____

Date: _____

COOKING PROCESS

Draw a line from each picture to the correct word.



mix



stir



boil



pour



fry



slice








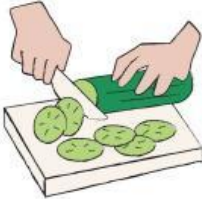




peel

Name: _____

Date: _____

cooking process

Look at the pictures and write the Indonesian meaning in the box!

 <div data-bbox="491 492 756 573">boil</div> <div data-bbox="491 613 756 694">merebus</div>	 <div data-bbox="1098 492 1362 573">fry</div> <div data-bbox="1098 613 1362 694"></div>
 <div data-bbox="491 810 756 891">peel</div> <div data-bbox="491 931 756 1012"></div>	 <div data-bbox="1098 810 1362 891">mix</div> <div data-bbox="1098 931 1362 1012"></div>
 <div data-bbox="491 1131 756 1211">pour</div> <div data-bbox="491 1252 756 1332"></div>	 <div data-bbox="1098 1131 1362 1211">slice</div> <div data-bbox="1098 1252 1362 1332"></div>
 <div data-bbox="491 1451 756 1532">bake</div> <div data-bbox="491 1572 756 1653"></div>	 <div data-bbox="1098 1451 1362 1532">grill</div> <div data-bbox="1098 1572 1362 1653">Broccoli</div>
 <div data-bbox="491 1765 756 1845">stir</div> <div data-bbox="491 1886 756 1966"></div>	 <div data-bbox="1098 1765 1362 1845">pinch</div> <div data-bbox="1098 1886 1362 1966"></div>

Name: _____ Grade: _____ Date: _____

WORD LIST

Below is a list of words commonly found in procedure texts.
Your task is to write them based on the correct group (Imperative verbs or Connective words)

Heat	Then	Add	After that
Cut	First	Finally	Mix
Next	Stir	Pour	Before
Put	Last	Serve	While
Chop	When	Take	Meanwhile

Imperative Verbs	Connective Words

Analyzing a Procedure Text

Please fill in the table below based on the text provided in the image. The analysis should focus on the requested structural and linguistic features.

Text 1

How to make Ice Lemon Tea

Ingredients:

- 1 bag of teabag
- 2 pieces of lemon orange
- 2 tablespoon of sugar
- 6 ice cubes
- 50 ml of hot water
- 150 ml of cold water

Steps:

- Brewed tea bag in 50 ml of hot water
- Add sugar, and then stir until evenly distributed
- Squeeze the lemon. Then, pour lemon juice into the tea.
- Add ice cubes and add 150 ml of cold water.
- Stir until the lemon juice mixes with the tea
- Ice lemon tea is ready to serve

Social Function	
Generic Structure	
Goal/Purpose	
Material/Tools	
Steps	
Language Features	
Imperative	
Conjunction	

Jumbled Words and Paragraph Reconstruction

1. Jumble word

Rearrange the jumbled words below into correct sentences. Write the correct order on the lines provided..

1. rice / fry / cooked / the

→ _____

2. oil / first / pan / heat / the / in

→ _____

3. garlic / and / onion / chop / the

→ _____

4. sauce / soy / add / rice / and / stir / well

→ _____

5. serve / finally / the / rice / fried

→ _____

2. Jumble Sentence

Rearrange the sentences below into the correct order to form the text "How to Make Fried Rice."

Write the correct sequence (A-B-C-D-E) on the box provided.

a. Then, pour soy sauce into the pan and mix everything evenly.

b. First, heat some oil in a frying pan.

c. Add some salt and pepper to make it taste better.

d. After that, add the cooked rice and stir well.

e. Finally, serve the fried rice on a plate.

f. Then, fry the onion and garlic until they smell good.

g. Next, crack an egg into the pan and scramble it.

Write the correct sequence here.

3. Jumble Paragraph

Rearrange the following paragraphs into the correct structure: Goal – Materials – Steps. Write the correct structure in the box provided next to each paragraph.

Paragraph A:

- 2 cups of cooked rice
- 1 egg
- 2 cloves of garlic
- 1 onion
- 1 tablespoon of soy sauce
- Salt
- Cooking oil

Paragraph B:

To show how to make delicious fried rice easily.

Paragraph D:

- Frying pan
- Spatula
- Cutting board
- Knife

Paragraph C:

- Heat some cooking oil in a frying pan.
- Sauté the garlic and onion until fragrant.
- Add the egg and scramble it quickly.
- Put in the cooked rice and soy sauce.
- Stir everything evenly until well mixed.
- Add salt if needed and serve hot.

Goal

Materials

Tools

Steps

4. Picture Series

Look at the picture series that shows the process of making fried rice. Then, in pairs, write procedure text in the box below.

Follow the procedure text structure by writing:

- Goal (what you want to make)
- Materials and Tools (what you need to prepare)
- Steps (the actions shown in the pictures)



My Favorite Food

Write a procedure text about how to make your favorite food.

Your text should follow the procedure text structure and be written in clear steps. Follow this structure: Goal-Materials and Tools-Steps.

Use the guiding questions below to help you write:

- What is your favorite food?
- What materials and tools are needed to make it?
- What steps do you need to follow from start to finish?