
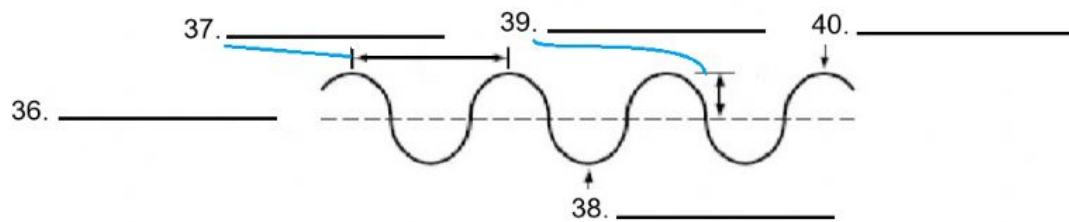
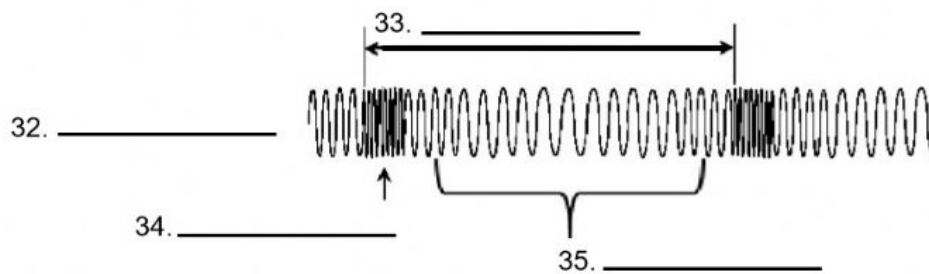


31. Drag and drop the dot to the correct location which will indicate the end of the wavelength that has the starting point shown.



Drag and drop the labels to the correct locations.

wavelength wavelength crest trough rarefaction
compression amplitude transverse compressional



Directions: Match the units in one column to the quantities they measure in the other column by writing the correct letter in the space provided.

- | | |
|----------------------|---------------|
| 41. _____ wavelength | a. meter |
| 42. _____ frequency | b. meters/sec |
| 43. _____ wave speed | c. hertz |