

Name: _____ Class: _____

1. Listen and tick (✓). (one point each)

1

●	●●
---	----

2

●●●	●● ●●
-----	----------

3

●●● ●●●	●●● ●●
------------	-----------

4

●●	●●●
----	-----

2. Listen and circle. (one point each)

1




2




3








4




5





3. Listen and match. (one point each)

1		a	
2		b	
3		c	
4		d	

4. Look and draw. (one point each)


1.	<table border="1" style="width: 100%; height: 100%; border-collapse: collapse;"> <tr> <td style="text-align: center; font-size: 2em;">2</td> <td style="text-align: center; vertical-align: middle;">● ●</td> </tr> </table>	2	● ●	2.	<table border="1" style="width: 100%; height: 100%; border-collapse: collapse;"> <tr> <td style="text-align: center; font-size: 2em;">3</td> <td style="width: 50px;"></td> </tr> </table>	3		3.	<table border="1" style="width: 100%; height: 100%; border-collapse: collapse;"> <tr> <td style="text-align: center; font-size: 2em;">1</td> <td style="width: 50px;"></td> </tr> </table>	1	
2	● ●										
3											
1											
4.	<table border="1" style="width: 100%; height: 100%; border-collapse: collapse;"> <tr> <td style="text-align: center; font-size: 2em;">5</td> <td style="width: 50px;"></td> </tr> </table>	5		5.	<table border="1" style="width: 100%; height: 100%; border-collapse: collapse;"> <tr> <td style="text-align: center; font-size: 2em;">4</td> <td style="width: 50px;"></td> </tr> </table>	4					
5											
4											

5. Listen and circle. (one point each)



6. Listen and number 1–6. (one point each)





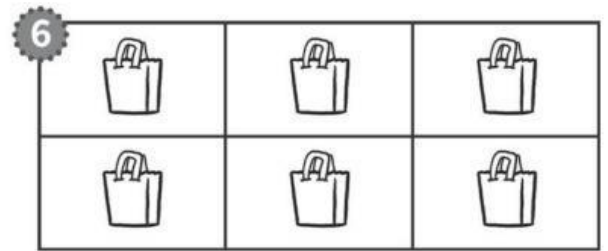
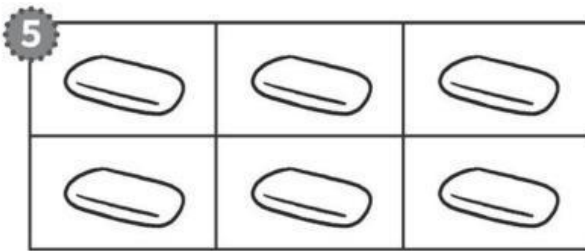
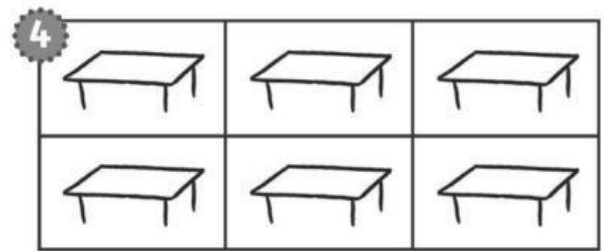
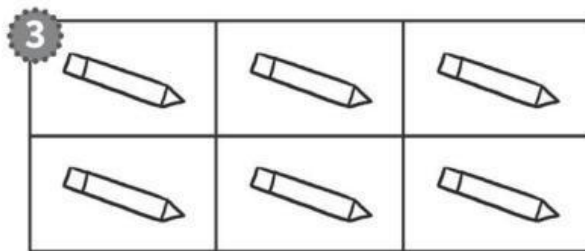
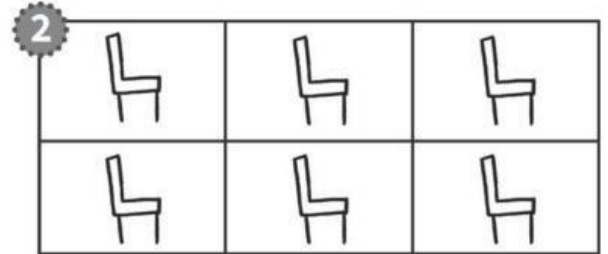
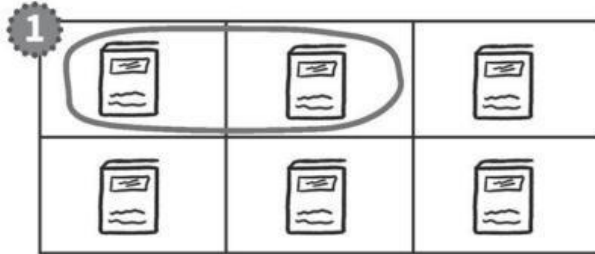









7. Listen, count and circle. (one point each)



8. Listen and colour. (one point each)



9. Listen and match. (one point each)

1

2

3

4

5

6



a



b



c



d



e




f


10. Look and count. Write the number. (one point each)

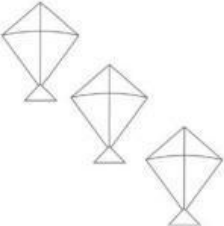


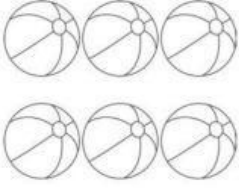
11. Listen and match. (one point each)





12. Look and count. Write the number. (one point each)

1. 

2. 

3. 

4. 

5. 

- THE END -