


Name: Class: 


Look




1

Do you know what the stories are about? 



2

Explain these stories as far as you know. 

3

What are the differences and similarities of these stories? 

4

Can you guess what we are going to study? if yes, what is that? Draw lines to match each word with its correct meaning. 

Garden

Mysterious

Whispered

Tied

Gently

Path

Bench

Pulled

Landed

Hall

A small road for walking

Came down to the ground

A big room for events

Moved something toward you

Joined with a string or ribbon

Strange or hard to understand

Softly or lightly


A place with trees or flowers

Spoke very quietly

A long seat



Let's Play



Click the button and play the game.



Read Out Loud & Record

Through the Magic Garden

One sunny afternoon, a big, beautiful tree stood alone in a garden. Around it, colorful tulips moved gently in the wind. Under the tree, there was an old wooden bench. A girl named Emily sat there, excited as she tied her long golden hair. In her hands, she held a mysterious book and whispered, "I wish I could be like Alice in Wonderland, where everything is full of magic."

Suddenly, the book began to move and shake. Emily was very surprised and jumped from the bench. "What's happening to my book?" she cried. Carefully, she opened it, and the pictures inside looked so real! Before she knew it, she was pulled into the book and landed on her hands and knees. When she looked around, she saw a long blue path going into a dark forest. Emily realized that her wish had come true — she was inside the story!

Emily started walking along the narrow path. The trees looked strange — it felt like they were watching her. Their eyes followed her until she finally left the forest. At the edge of the forest, she saw a beautiful pink bird that looked like a flamingo. The bird jumped in front of her and said, "Come with me!"

Emily was shocked. "A talking bird?" she whispered. The bird led her to a big castle with tall towers. "Wow!" said Emily. Inside the castle, there was a large and shiny hall. On the side of the hall, she saw a small door. The flamingo said, "Go inside and find your book."

Emily looked everywhere. After a long time, she finally found her favorite book — Alice in Wonderland. Quickly, she opened the book and jumped into it. In a flash, Emily was back in her own garden, standing near the old tree. She smiled and said, "I'm happy to be home again!"



Identify Verbs

Click the words that you think "verb".

walk	book	dark	jumped
Garden	smiled	whised	forest
Beautiful	pink	quickly	looked
Opened	tree	found	mysterious
Whisper	flew	magic	said

Now, make 3 sentences using the verbs you found from the table.

**Read Out Loud & Record****Through the Magic Garden**

One sunny afternoon, a big, beautiful tree stood alone in a garden. Around it, colorful tulips moved gently in the wind. Under the tree, there was an old wooden bench. A girl named Emily sat there, excited as she tied her long golden hair. In her hands, she held a mysterious book and whispered, "I wish I could be like Alice in Wonderland, where everything is full of magic."

Suddenly, the book began to move and shake. Emily was very surprised and jumped from the bench. "What's happening to my book?" she cried. Carefully, she opened it, and the pictures inside looked so real! Before she knew it, she was pulled into the book and landed on her hands and knees. When she looked around, she saw a long blue path going into a dark forest. Emily realized that her wish had come true — she was inside the story!

Emily started walking along the narrow path. The trees looked strange — it felt like they were watching her. Their eyes followed her until she finally left the forest. At the edge of the forest, she saw a beautiful pink bird that looked like a flamingo. The bird jumped in front of her and said, "Come with me!"

Emily was shocked. "A talking bird?" she whispered. The bird led her to a big castle with tall towers. "Wow!" said Emily. Inside the castle, there was a large and shiny hall. On the side of the hall, she saw a small door. The flamingo said, "Go inside and find your book."

Emily looked everywhere. After a long time, she finally found her favorite book — Alice in Wonderland. Quickly, she opened the book and jumped into it. In a flash, Emily was back in her own garden, standing near the old tree. She smiled and said, "I'm happy to be home again!"

**Read & Think**

Answer these questions based on the text above.

1. Who is the main character in the story?
2. Where did Emily find the old bench?
3. What happened to Emily's book?
4. What is the problem in the story?
5. How did Emily solve the problem?



Click this sound

Listen to the audio then, fill in the blanks below with the correct words from the box.

1. Emily sat on the old wooden _____ under the big tree.
2. She opened a _____ book and smiled.
3. She _____, "I wish I could be like Alice in Wonderland."
4. The tulips moved _____ in the wind.
5. She _____ her golden hair before opening the book.
6. Suddenly, the book shook, and she _____ it toward her.
7. She jumped into the story and _____ on her hands and knees.
8. Emily walked along a long blue _____ in the forest.
9. The flamingo led her to a big _____ with tall towers.
10. The big tree stood proudly in the middle of the _____.

garden - mysterious - whispered - tied - gently - path - bench - pulled -
landed - hall

≡ Drag & Drop



Arrange these sentences below in the order you heard them in the audio.

1.

2.

3.

4.

Emily opened the book and returned to her garden.

Emily found a talking flamingo in a forest.

Emily's book began to shake and pulled her inside.

Emily sat on a bench and wished for an adventure.

Identify Generic Structure

Type the correct answers on the box based on "Through The Magic Garden" using complete sentences

1. Orientation – Who was the character? where and when did the story take place?

2. Complication – What problem did Emily face?

3. Sequence of Events – What happened after the problem began?

4. Resolution – How was the problem solved?



Write Your Story

Look at the pictures and discuss with your friend what is happening.
Then, write simple sentences together using past tense and the verbs provided.





Do Your Magical Project.

Story Comic Project: Step-by-Step Guide

Step 1 – Plan Your Story

- Think of your idea. Decide the title, main characters, setting, and the plot (beginning, problem, ending).

 Example: A boy finds a magic key that opens a secret door.

Step 2 – Write a Draft Story

- Write in 3 parts:
 - Orientation: Who, where, when
 - Complication: What problem happens
 - Resolution: How the problem is solved
- Keep it short – about 6–8 sentences.

Step 3 – Divide Into Panels

- Split your story into 6–8 boxes (comic panels).
- Each box shows one moment or event.

Step 4 – Add Illustrations


- Draw the characters and setting in each box.
- Show the actions clearly.
- You can draw on paper manually or digitally (for example using Kana, Canva, or other apps).

Step 5 – Add Captions

- Under each box, write 1–2 sentences that explain what's happening.

Example:

 Box 1 → Emily finds a shiny key in her garden.

 Box 2 → She wonders what the key can open.

Step 6 – Add Speech Bubbles (Optional)

- Write short dialogue with correct punctuation and polite expressions.

Example: "What is this key for?" asked Emily.

Step 7 – Check and Revise

- Make sure your comic has a clear beginning, middle, and ending.
- Fix grammar and spelling.
- Check that every picture matches the text.

Step 8 – Share Your Comic

- Present it to the class and explain your story.
- Submit it digitally.

SUBMIT

