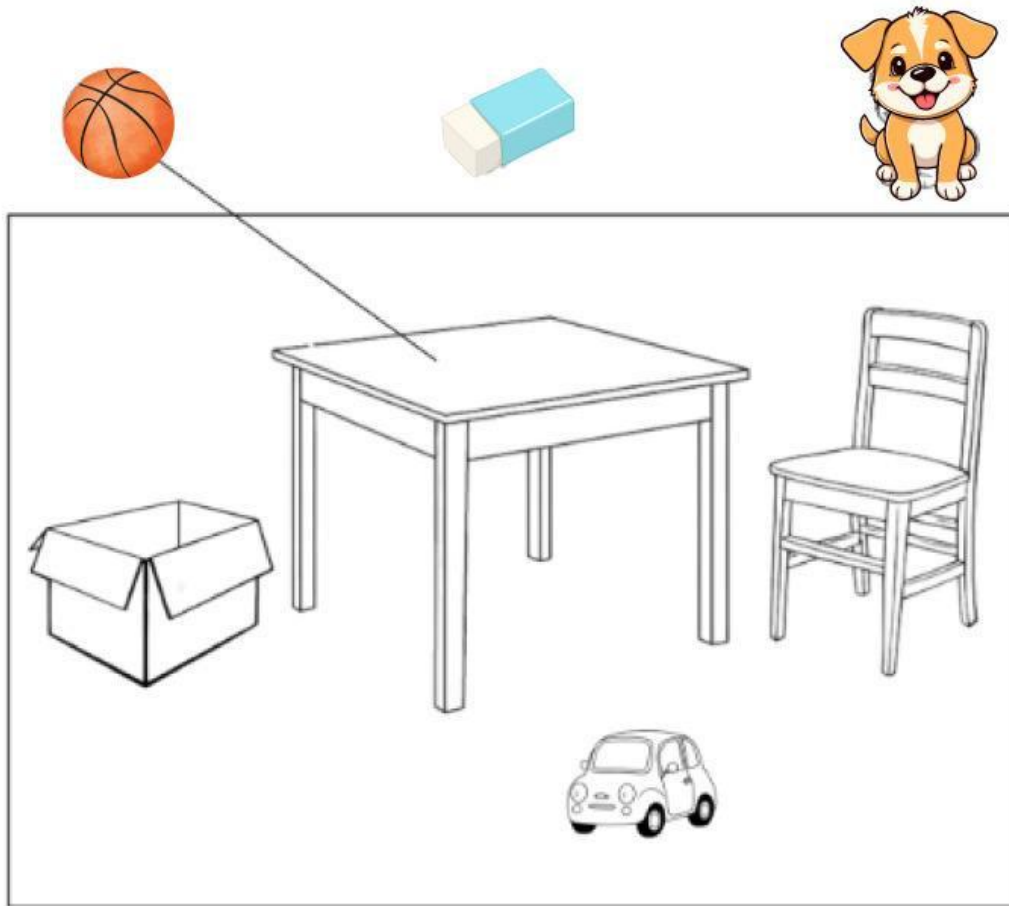









Part 1: Listen and draw lines .There is an examples.



Part 2: Read and put a tick or a cross. There're two examples.








						
It's three	It's a doll	It's a pen	It's a table	It's a kite	It's a car	It's a computer
<input checked="" type="checkbox"/>	<input type="checkbox"/>	<input type="checkbox"/>	<input type="checkbox"/>	<input type="checkbox"/>	<input type="checkbox"/>	<input type="checkbox"/>

**Part 3: Look and read. Write Yes or No. There are two examples.**

- There is one dolls ....Yes...
- There are two balls. .....No.....
- The computer is on the table. .....
- There cat is next to the chair .....
- The book is on the chair. .....
- The car is on the bed. .....
- The cat is next to the ball. .....



Part 4: Look and write the words. There's one example.

						
rca	hciar	ibke	rboot	npclie	nnei	lldo
car						

Part 5: Fill in the blank:



1. How many balls are there? There are ..... balls.

2. Where is the doll? The doll is ..... the bed

3. How many car are there? There is ..... car

4. What color is the car? It's .....