













Campbell Academy Foundation Inc.  
Lower Calajuan, Minglanilla Cebu  
**K2 Science Practice Activity in Lesson 6**  
Prepared by Ms. Jovy

# Animals Body Covering

Look at the picture of each animal then identify their body covering. Click your answer.

	<input type="radio"/> Fur		<input type="radio"/> Fur
	<input type="radio"/> Feather		<input type="radio"/> Feather
	<input type="radio"/> Scale		<input type="radio"/> Scale
	<input type="radio"/> Fur		<input type="radio"/> Fur
	<input type="radio"/> Feather		<input type="radio"/> Feather
	<input type="radio"/> Scale		<input type="radio"/> Scale
	<input type="radio"/> Fur		<input type="radio"/> Fur
	<input type="radio"/> Feather		<input type="radio"/> Feather
	<input type="radio"/> Scale		<input type="radio"/> Scale
	<input type="radio"/> Fur		<input type="radio"/> Fur
	<input type="radio"/> Feather		<input type="radio"/> Feather
	<input type="radio"/> Scale		<input type="radio"/> Scale
	<input type="radio"/> Fur		<input type="radio"/> Fur
	<input type="radio"/> Feather		<input type="radio"/> Feather
	<input type="radio"/> Scale		<input type="radio"/> Scale