

WORKSHEET

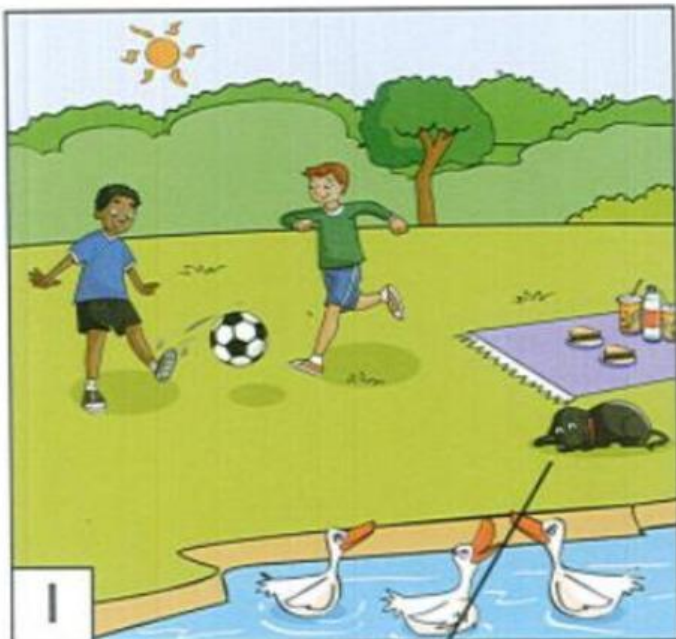
Date: 18.10.2025



Teacher's feedback

FFs3-Unit 2

Task 1: Look at these pictures below. You will answer some questions to guess and talk about what is happening in the story. This will help you think about the story before we start telling it.



Fred

1. What's the weather like?

.....

2. Where are the boys?

.....

3. What are they doing?

.....

4. What is the dog doing?

.....

5. How do the boys feel?

.....

1. Where is the ball now?

.....

2. Where are the ducks?


.....


3. Are the boys happy?

.....

4. Do you think the dog can get the ball?

.....





1. What is the dog doing with the ball?

.....

2. What are they doing?

.....

3. Is the dog clever?

.....

1. Which boy is holding the ball?

.....

2. Where are the boys standing now?

.....

3. Does the dog look like a hero?

.....

4. Look at the boy in green shirt. –
What's he doing?


.....

5. How do they feel now?

.....

6. What do you think they're saying to the dog?

.....



Task 2:

Now it's your turn!

Look at the four pictures again and write the story in your own words.

Use the pictures to help you imagine what happens “**first, next, and at the end/ finally**”.

Try to make the story interesting and use your own ideas.

PICTURE STORY
Clever Fred

