

FINAL SPEAKING TEST

SUPERKIDS STARTERS A
(Unit 3-4)

Part 1: Greeting (30 marks)

Teacher asks the student these questions:

- Hello! / Hi! What's your name?
- How old are you?
- How are you today?

Part 2: Conversation (30 marks)

Ask and answer with yes/no questions:

Teacher points to a shape, then asks student about the color and shape with Yes/No questions. Then, switch the role, student ask teacher about the color and shapes with Yes/No questions.

Teacher: Is it a (circle)?


Student: No it isn't.

Teacher: Is it a (square)?

Student: Yes, it is.

Teacher : Is it (purple)?

Student : Yes, it is


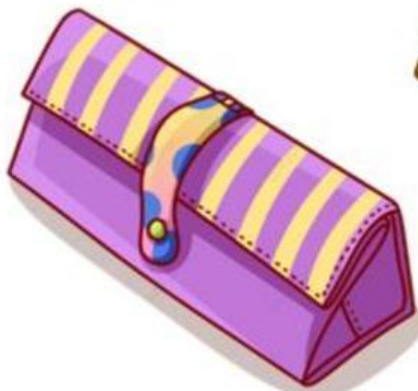


Part 3: Presentation (40 marks)

SET A:

Look at the objects in the picture and talk about their shapes and their colors.

Example: *It's a window. It's a square. It's yellow. This is a red clock. It's a circle. It's a heart balloon. It's red. It's an eraser. It's a star. It's pink. This is a purple pencil case. It's a triangle. It's a brown ruler. It's a rectangle.*



Set B:

Look at the picture, talk about the family members and each room they are in.

Sample: *This is my family. This is me. I'm in the bedroom. This is my brother. He's in the bathroom. This is my sister. She's in the bathroom too. This is my dad and this is my grandma. They're in the kitchen. This is my mom. She's in the dining room. This is my grandpa. He's in the living room.*

Examiner gives some extra questions:

- Who is he/ she?
- Where is your (mom)?



