

Tên: .....

Lớp: S6...

Ngày giao bài: Thứ ....., ngày ...../.....

Ngày nộp bài: Thứ ....., ngày ...../.....



Từ vựng & Ngữ pháp: .....

Nghe: .....

Mini Test: .....

## GLOBAL ENGLISH 6

### UNIT 4: INVENTIONS – VOCABULARY 2 & PRESENTATION

#### A. VOCABULARY

##### - Emotions & Reactions

No.	New words	Meanings	No.	New words	Meanings
1	<b>thrilled (at)</b> (adj)	rất hào hứng; rất phấn khích (vì điều gì)	4	<b>laugh (at)</b> (v)	cười (vì)/cười nhạo ai/cái gì
2	<b>nasty</b> (adj)	xấu tính, khó chịu, gây tổn thương	5	<b>hostile</b> (adj)	thù địch, không thân thiện
3	<b>gasp in amazement</b> (phr.)	há hốc miệng vì kinh ngạc			

##### - Ideas & Creativity

No.	New words	Meanings	No.	New words	Meanings
1	<b>genius</b> (n)	thiên tài	4	<b>think (of)</b> (v)	nảy ra ý tưởng, nhớ đến ai/điều gì, hoặc có ý kiến về cái gì
2	<b>creative</b> (adj)	sáng tạo	5	<b>think (about)</b> (v)	suy nghĩ kỹ, xem xét, cân nhắc điều gì đó
3	<b>invention</b> (n)	phát minh	6	<b>turn into</b> (phr.v)	biến thành, biến đổi

##### - Others

No.	New words	Meanings	No.	New words	Meanings
1	<b>stride</b> (v)	sải bước	4	<b>out of sight</b> (phr.)	khuất tầm nhìn
2	<b>run a competition</b> (phr.)	tổ chức một cuộc thi	5	<b>sum up</b> (phr.v)	tổng kết, tóm tắt
3	<b>display</b> (v)	trưng bày			

#### B. EXTRA VOCABULARY

No.	New words	Meanings	No.	New words	Meanings
1	<b>sightseeing</b> (n)	ngắm cảnh	4	<b>department store</b> (n)	cửa hàng bách hóa
2	<b>accessory</b> (n)	phụ kiện	5	<b>special offer</b> (n)	khuyến mãi đặc biệt
3	<b>terrible</b> (adj)	tệ, dở	6	<b>letterbox</b> (n)	hòm thư

**\*Note:** *n = noun: danh từ; adj = adjective: tính từ; v = verb: động từ; phr. = phrase: cụm từ; phr.v = phrasal verb: cụm động từ đặc biệt.*

\*Con học thuộc nghĩa của từ, chính phát âm theo từ điển và chép mỗi từ **1 dòng** vào vở ghi.

#### C. HOMEWORK

##### VOCABULARY & GRAMMAR

##### I. Choose the correct answers.

- She was absolutely \_\_\_\_\_ when she won first prize in the singing contest.  
A. nasty                                      B. hostile                                      C. **thrilled**                                      D. stride
- When the boy saw the magician pull a rabbit out of the hat, he \_\_\_\_\_.  
A. run a competition                      B. gasped in amazement                      C. laughed at                                      D. summed up

2. The designer is very \_\_\_\_\_; she always brings new and exciting ideas to her work.  
A. creative                      B. hostile                      C. genius                      D. invention
3. The company will \_\_\_\_\_ to find the best young inventor this year.  
A. display                      B. run a competition                      C. stride                      D. turn into
4. The old factory will soon \_\_\_\_\_ a modern shopping centre.  
A. think of                      B. laugh at                      C. sum up                      D. turn into
5. The painting was so valuable that the owner kept it \_\_\_\_\_.  
A. out of sight                      B. nasty                      C. invention                      D. laugh at

## II. Match the words/phrases with the correct definitions.

0. <i>genius</i>	0- <u>  c  </u>	a. something new that has been made or designed for the first time
1. nasty	1- <u>      </u>	b. to have an idea or opinion in your mind; to consider something
2. invention	2- <u>      </u>	c. <i>a person who is unusually intelligent or artistic, or who has a very high level of skill, especially in one area</i>
3. thrilled at	3- <u>      </u>	d. to make sounds of amusement at someone or something, sometimes to make fun of them
4. think of	4- <u>      </u>	e. very unpleasant, unkind, or offensive
5. laugh at	5- <u>      </u>	f. very excited and happy about something

## III. Fill in the blanks with the correct words/phrases in the box. Some words may not be used.

<b><i>invention</i></b>	<b><i>stride</i></b>	<b><i>laughed at</i></b>	<b><i>sum up</i></b>	<b><i>genius</i></b>	<b><i>creative</i></b>	<b><i>displayed</i></b>	<b><i>hostile</i></b>
-------------------------	----------------------	--------------------------	----------------------	----------------------	------------------------	-------------------------	-----------------------

**Ben:** Hey, Sarah. Did you see the science exhibition yesterday?

**Sarah:** Yes! They showed an amazing new (0) **invention**.

**Ben:** Right. And the teacher called the student a real (1) \_\_\_\_\_ for making it.

**Sarah:** I also liked the way they (2) \_\_\_\_\_ the projects in the hall. It looked very professional.

**Ben:** True. And I saw James (3) \_\_\_\_\_ confidently across the stage to get his prize.

**Sarah:** At the end, the teacher tried to (4) \_\_\_\_\_ the whole event in just a few words.

**Ben:** Yeah, he said it was the best fair we've ever had. Nobody was (5) \_\_\_\_\_; everyone was smiling.

## IV. Read Peter's list of things to do on Saturday. What did he do? What didn't he do?

Saturday

get up at 8.00!	✓
do my homework for Monday	✓
tell Mum about the concert	✓
get tickets for the concert	X
buy some cat food for Cosmo and Bella	X
send an email to David	X
meet Harry (5.30)	✓

1. He got up at 8.00.
2. ....
3. ....
4. ....
5. ....
6. ....
7. ....

Lưu ý:

1. Khi làm bài tập có từ mới, các con phải tra từ điển. Sau khi tra từ điển, các con chép mỗi từ mới **1 dòng** để ghi nhớ.
2. Các con gạch chân các từ khoá chính trong bài.

Con làm bài nghe theo link/code sau:

<https://soundcloud.com/ms-chi-english/simply-b1-preliminary-for-schools-test-4-part-1>




## PART 1 Questions 1-7

For each question, choose the correct answer.

1. What does the girl like to do when she is on holiday?



**A** ☐




**B** ☐



**C** ☐

2. What are they going to do this evening?



**A** ☐



**B** ☐



**C** ☐

3. How much did the girl pay for the pair of trainers?



**A** ☐




**B** ☐



**C** ☐


4. What fruit did the boy's sister put in his lunch box in the end?



**A** ☐



**B** ☐



**C** ☐


5. What will the boy need to buy for his holiday?



**A** ☐



**B** ☐



**C** ☐

6. How will they communicate with each other?



**A** ☐

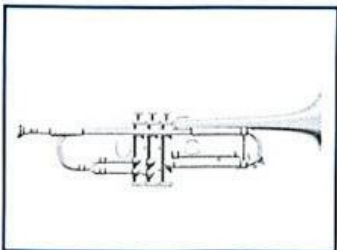


**B** ☐



**C** ☐

7. Which instrument does the boy want to learn to play?



**A** ☐



**B** ☐



**C** ☐