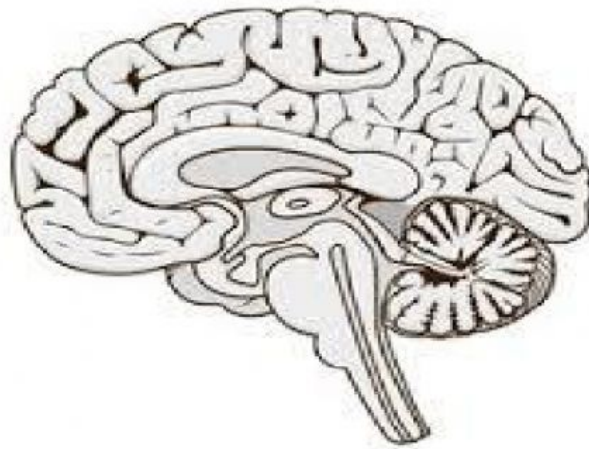


Name: _____

THE NERVOUS SYSTEM

Fill in the blanks with the correct answers. Please pay attention to the spelling of your words.

1. The nervous system is divided into two parts the _____ nervous system and the _____ nervous system.
2. The _____ and the spinal cord makes up the _____ nervous system.
3. The _____ nervous system consists of _____ and spinal nerves as well as sense organs and neurons.
4. Label the parts of the brain below.



shutterstock.com · 349272965

5. The _____ is the part of the brain that is responsible for our balance and posture.

6. The _____ is the part of the brain responsible for involuntary muscular contractions such as breathing, coughing and peristalsis.
7. The _____ is the part of the brain that is responsible for our conscious thoughts, personality, memory, and problem-solving ability.
8. The _____ gland is the part of the brain that is often referred to as the master gland because it secretes a variety of hormones.
9. The _____ is the part of the brain that regulates the body's internal environment such as temperature.
10. Cells of the nervous system that specialize in the transmission of nervous impulses are called _____.

11. Match the correct name and function of each neurone to its diagram.

sensory neurone

motor neurone

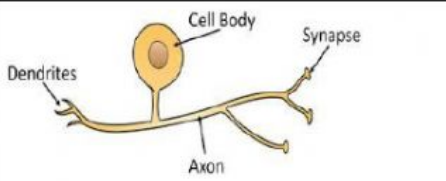
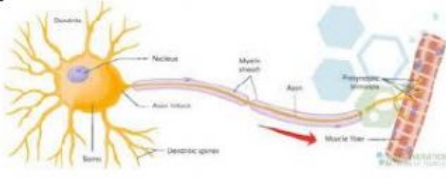
relay neurone


transmits impulses from receptors to the CNS

transmit impulses from CNS to

effectors

transmit impulses from sensory to motor neurones

Neurone	Name of neurone	Functions
		
		



The effectors respond to stimuli after receiving information from the motor neurons.

Examples of effectors include glands and _____.

THE END