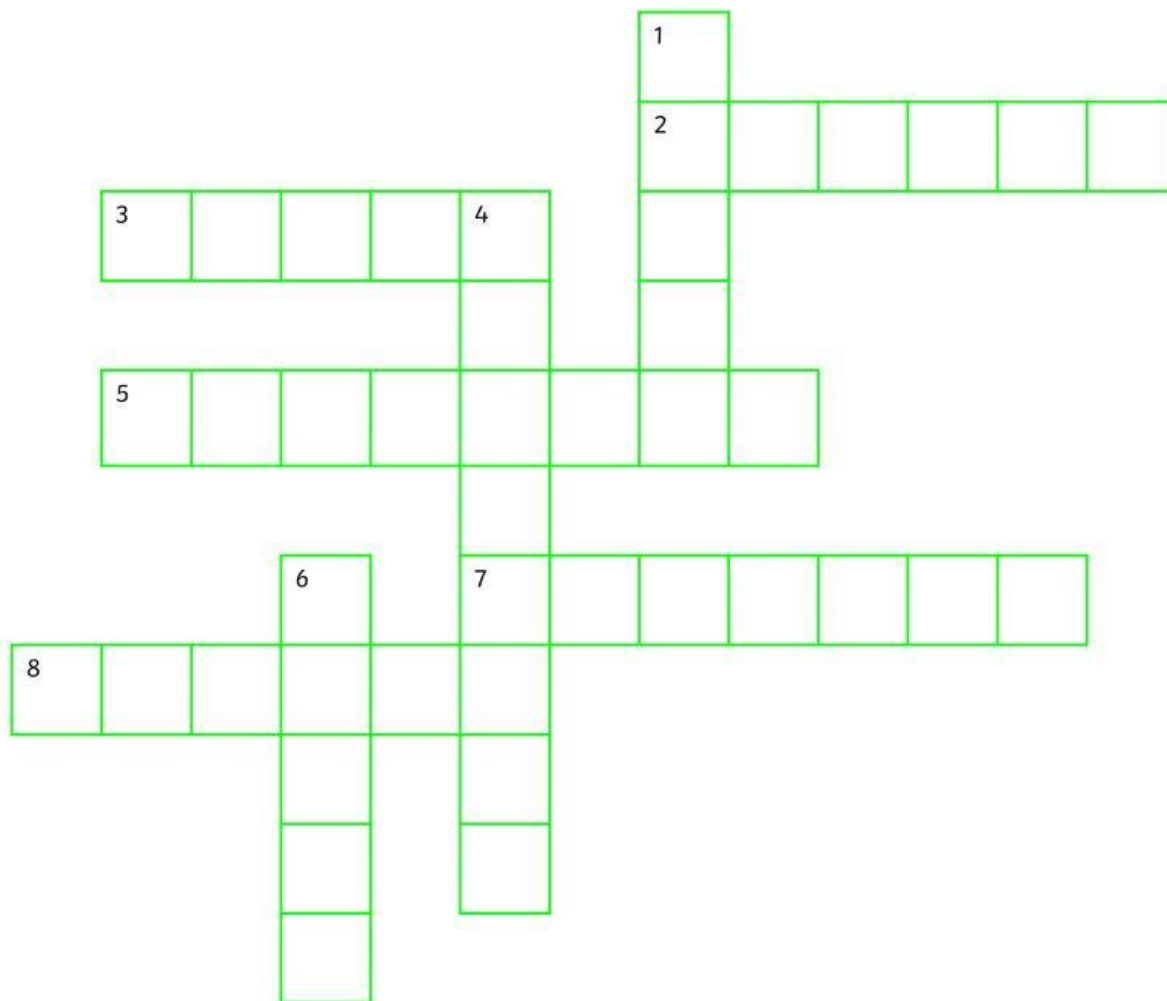




Lesson 6 Worksheet

Review Lesson


Activity 1: Look at the pictures below. Write the words in the crossword puzzle.



Down:



Across:





Activity 2: Look at the answers. What was the question?

1. _____?

It's a computer.

2. _____?

They are avocados.

3. _____?

My name is Katie.

4. _____?

I'm from China.

5. _____?

I'm twelve.

Activity 3: Answer the questions.

1. What's your name?

2. How old are you?

3. Where are you from?

4. How are you?

This resource has been made for the purpose of teaching English language learners. We know that students can be learning English in many different places, in many different ways and at age, so we try to keep these resources as general as possible.

There are many acronyms associated with English language teaching. These include (but are not limited to) ELT, TEFL, EFL, ELL, EAL and ESOL. While the term ESL may not fully represent the linguistic backgrounds of all students, it is the most widely recognised term for English language teaching globally. Therefore, we use the term 'ESL' in the names of our resources to make them easy to find but they are suitable for any student learning to speak English.






5. What is it?



6. What are they?



Activity 4: Draw pictures and write sentences to finish the table.

<p>I'm from South Korea.</p>	
<p>It's a chair.</p> 	



I'm sad.



They are bananas.

