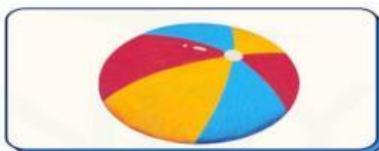


Name: GRADE2-U2.2 - Marks:

Exercise 1: Look, read and circle.



train/car



paint/ball



eraser/ train



doll/teddy bear











jet/yo-yo











pencil/boat

Exercise 2: Look and write.

1. What is it?		It's a train .	2. What is it?		It's a.....
3. What is it?		It's a.....	4. What is it?		It's a.....
5. What is it?		It's a.....	6. What is it?		It's a.....
7. What is it?		It's a.....	8. What is it?		It's a.....

Exercise 3: Look and circle Yes or No.

1. Is it a boat?		Yes, it is. <u>No, it isn't.</u>	5. Is it a jet?		Yes, it is. No, it isn't.
2. Is it a doll?		Yes, it is. No, it isn't.	6. Is it a balloon?		Yes, it is. No, it isn't.
3. Is it a car?		Yes, it is. No, it isn't.	7. Is it a train?		Yes, it is. No, it isn't.
4. Is it a yo-yo?		Yes, it is. No, it isn't.	8. Is it a yo-yo?		Yes, it is. No, it isn't.

Exercise 4: Circle the odd one out.





Exercise 5: Circle the correct order:

1) Hi!

Hello

Goodbye

2) What's your name?

I'm Sophie.

It's a car.

3) How are you?

Hello.

I'm fine, thanks.

4) Nice to meet you.

I'm 8.

Nice to meet you, too.

5) Goodbye.

Bye

Hi

Exercise 6: Read and match:

1. Hello, I'm Mike.

a. Bye, Lucy.

2. Nice to meet you.

b. I'm fine, thanks.

3. How are you?

c. Nice to meet you, too.

4. Goodbye, Mike.

Hi, Mike. I'm Lucy.

Exercise 7: Listen and tick V:

1



2



3



4

