







1. Look at the photo, then read and circle the correct answer:

	<p>1. - What's this? - _____ a. It's a neck. b. It's a hand.</p>		<p>2. - What's that? - _____ a. It's a finger. b. It's an eye.</p>
	<p>3. - What's this? - _____ a. It's a mouth. b. It's a face.</p>		<p>4. - What's that? - _____ a. It's a foot. b. It's a tooth.</p>
	<p>5. a. Touch your hair. b. Touch your ears.</p>		<p>6. a. Open your mouth! b. Open your eyes!</p>

1. Look at the picture. Circle the correct word.

 body/bady	 arms/arm	 hand/hands	 lips/ear
 foot/feet	 feet/shoulder	 head/hair	 hair/head
 leg/legs	 face/eye	 eye/eyes	 ear/ears
 nose/mouth	 mouth/ear	 neck/hair	 teeth/tooth

3. Read and complete the sentences using the words in the box:

1.is it? It's a hand.
2.your hair, please.
3. It'sear.
4.your mouth.
5. What's it?a face.
6. This isnose.

Touch

It's

an

Open

What

a

4. Let's write:

0. Touch your ears.



1. Touch your _____.



2. Touch your _____.



3. Touch your _____.



4. Open your _____.



5. Open your _____.



5. Read and circle the correct word:

①



hand

hair

hands

head

②



smile

smeli

wave

clap

③



hands

head

foot

legs

④



legs

feet

foot

eyes

7. Choose the correct answer to fill in the blank.

1. My ___ is long and curly.



- a. hair
- b. face

4. The ___ is in the middle of the face.



- a. arm
- b. nose

2. She uses her ___ to hear.



- a. eye
- b. ears

5. He uses his ___ to smell.



- a. nose
- b. hand

3. His ___ are blue.



- a. eyes
- b. hand

6. We use our ___ to open doors.



- a. teeth
- b. hands