
🧠 Student Handout: Colors & Paint Coating in Transportation

1. Key Concepts & Content

Scenario: Choosing a Color Scheme for a New Bus Fleet

You are part of a transportation company team. Your task is to choose the right **paint coating** for the new buses. You need to consider:

- **Primary, secondary, and tertiary colors**
- **Types of paint and finishes** (glossy, matte, metallic)
- **Application process** (primer, base coat, top coat)
- **Professional requirements** (visibility, durability, company standards)

👉 In this lesson, you will learn **vocabulary, grammar, and professional expressions** to talk about colors and paint coatings in real transportation contexts.

Visual 1: The Color Wheel (Primary → Secondary → Tertiary)



(Provide a full color wheel graphic when distributing)

Visual 2: Paint Layers in Transportation

Primer → Base Coat → Color Coat → Clear/Top Coat

2. Key Vocabulary

Term	Spanish meaning	Definition	Example Sentence
Primary colors		Red, blue, yellow – cannot be mixed	<i>Red is a primary color.</i>
Secondary colors		Colors made by mixing two primaries	<i>Orange is made from red + yellow.</i>
Tertiary colors		Mix of a primary and secondary	<i>Blue-green is a tertiary color.</i>
Hue		Basic color family	<i>The hue of this stripe is green.</i>
Tint		A lighter version of a color (add white)	<i>We used a light tint of blue.</i>
Shade		A darker version of a color (add black)	<i>This shade is darker than the base coat.</i>
Matte		Non-shiny finish	<i>Safety vehicles often use a matte finish.</i>
Glossy		Shiny finish	<i>A glossy finish improves visibility.</i>
Metallic		Finish with reflective particles	<i>The car has a metallic silver finish.</i>
Primer		First paint layer for adhesion	<i>You must apply two coats of primer.</i>
Base coat		Main color layer	<i>The base coat is blue.</i>
Top coat		Protective final layer	<i>We applied a glossy top coat.</i>
Blend		To mix smoothly	<i>Blend the pigments carefully.</i>
Spray		Apply paint with a spray gun	<i>They are spraying the chassis now.</i>
Chassis		The frame of a vehicle	<i>The chassis is coated with anti-rust paint.</i>
Corrosion-resistant		Protects against rust	<i>This bus needs a corrosion-resistant coating.</i>
Customized finish		Special design/color	<i>The client requested a customized finish.</i>
Uniform color		Same color across vehicles	<i>The fleet has a uniform white color.</i>
Drying time		How long paint needs to dry	<i>This paint has a short drying time.</i>

3. Grammar in Context


1. Describing Colors (Present Simple + Adjectives)

- *The primer is red.*

- *This coating looks glossy.*
2. **Color Mixing (Passive Voice + Continuous)**
- *Green is made by mixing blue and yellow.*
 - *We are mixing red and yellow to get orange.*
 -
-

4. Student Exercises

Listening (Script provided below)


 **Task:** Listen to the supervisor explaining the painting process. Write down the three main steps.

Audio Script:

“First, apply a layer of primer. Then, spray the base coat in two thin layers. Finally, add the top coat for protection and shine.”

Question: What are the three steps mentioned?

Speaking (Role Play)

 **Task:** In pairs, role-play a *client and technician* conversation.

- Client: asks for recommendations about colors and finishes.
- Technician: suggests options using comparatives, preferences, and modals.

Example:

- Client: *Which color combination do you suggest for the new truck?*
 - Technician: *I recommend a glossy white for visibility. You should also use a metallic stripe for design.*
-

Reading

 **Text:**


“The company decided to repaint its bus fleet. They used a corrosion-resistant primer,

followed by a blue base coat and a silver stripe. Finally, they added a glossy top coat. This scheme improves visibility at night and matches the company's brand."

Comprehension Questions:

1. What type of primer did the company use?
 2. What was the main base coat color?
 3. Why did they add a glossy top coat?
-

Writing

 **Task:** Design a paint scheme for a new bus. Write 6–8 sentences describing:

- The **colors** (primary, secondary, tertiary)
- The **finish** (matte, glossy, metallic)
- The **application steps** (primer, base coat, top coat)
- Your **recommendation** for durability

Example starter:

"Our design uses a red-orange stripe on a white base coat. The finish is glossy to improve visibility at night..."

5. Functional Language

- **Asking for recommendations:** *Which color do you suggest for heavy-duty vehicles?*
 - **Giving advice:** *You should use a lighter shade for better visibility.*
 - **Expressing preference:** *I prefer metallic finishes for company cars.*
 - **Comparing options:** *This paint is more resistant than the previous one.*
 - **Professional phrases:** *The coating must match the company's color standard.*
-

