

# 1

## LESSON 1

1 Look and number.



6 window

☐ door

☐ clock

☐ closet

☐ lamp

☐ bookshelf

2 Follow and write.

①		_____	_____
②		_____	_____
③		_____	_____
④		_____	_____
⑤		_____	_____
⑥		_____	_____

Connections shown in the image:

- ① (window) connects to w \_ n \_ o w
- ② (closet) connects to \_ l \_ s \_ t
- ③ (lamp) connects to \_ a m \_
- ④ (bookshelf) connects to b \_ \_ k s h \_ l \_
- ⑤ (door) connects to \_ o o \_
- ⑥ (clock) connects to \_ \_ o c \_

**1****LESSON 1****1**

Look and write.

bookshelf clock door lamp closet window



1 closet

4

2

5

3

6

**2**

Read and color.

The door is white.

The closet is brown.

The lamp is red.

The window is blue.

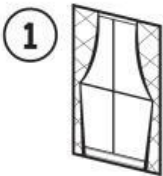
The bookshelf is yellow.

The clock is green.

# 1

## LESSON 1

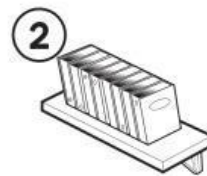
1 Find, circle, and write.



window



o	a	b	i	s	j	y	e	t	v
b	u	i	a	n	p	d	o	o	r
o	p	s	a	q	t	m	k	r	l
o	s	y	u	o	d	w	r	c	w
k	c	l	o	s	e	t	s	e	i
s	z	d	i	y	k	x	q	e	n
h	u	l	l	f	e	g	j	o	d
e	f	a	z	v	h	r	w	m	o
l	x	m	g	c	l	o	c	k	w
f	h	p	c	t	b	w	p	q	n



2 Read and make a ✓ or an X.




- 1 It's a bedroom. ☒
- 2 There are two beds. ☐
- 3 There are two closets. ☐
- 4 There's one door. ☐
- 5 There's one window. ☐
- 6 There isn't a clock. ☐



# 1

## LESSON 3

1 Look and circle. Write.



- 1 (poster) / window  
\_\_\_\_\_ poster \_\_\_\_\_
- 2 bookshelf / window  
\_\_\_\_\_
- 3 closet / nightstand  
\_\_\_\_\_
- 4 nightstand / poster  
\_\_\_\_\_
- 5 poster / rug  
\_\_\_\_\_
- 6 rug / toy chest  
\_\_\_\_\_

2 Read and match.

- |                          |                                |
|--------------------------|--------------------------------|
| ① Where's the closet?    | ● It's on the nightstand.      |
| ② Where's the rug?       | ● It's next to the nightstand. |
| ③ Where's the clock?     | ● It's in the closet.          |
| ④ Where's the bed?       | ● It's under the window.       |
| ⑤ Where's the toy chest? | ● It's next to the window.     |

# 1

## LESSON 3

1 Look, read, and circle.



- 1 Where's the clock?  
It's in / **on** the nightstand.
- 2 Where's the rug?  
It's **under** / on the window.
- 3 Where's the poster?  
It's **under** / next to the window.
- 4 Where's the toy chest?  
It's in / on the closet.
- 5 Where's the bed?  
It's next to / **under** the nightstand.

2 Look and write.

nightstand poster ~~next to~~ toy chest window under

- 1 The window is next to the poster.
- 2 The closet is next to the \_\_\_\_\_.
- 3 The bed is under the \_\_\_\_\_.
- 4 The \_\_\_\_\_ is next to the bed.
- 5 The model is in the \_\_\_\_\_.
- 6 The top is \_\_\_\_\_ the bed.

# 1

## LESSON 3

1 Look and read. Write the questions.

rug toy chest closet ~~clock~~ window



- 1 Where's the clock?  
It's on the nightstand.
- 2 \_\_\_\_\_  
It's under the window.
- 3 \_\_\_\_\_  
It's next to the window.
- 4 \_\_\_\_\_  
It's in the closet.
- 5 \_\_\_\_\_  
It's next to the closet.

2 Read and draw.

- 1 The lamp is on the nightstand.
- 2 The rug is next to the bed.
- 3 The poster is under the bookshelf.
- 4 The yo-yo is in the toy chest.

