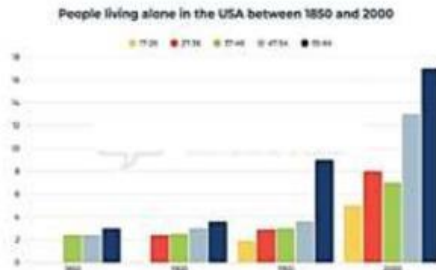


TỔNG HỢP ĐỀ THI THẬT IELTS CÁC NĂM

Viết bài gửi tới giáo viên chấm và chữa: teacherha2000@gmail.com/ zalo 0901773219

1-2

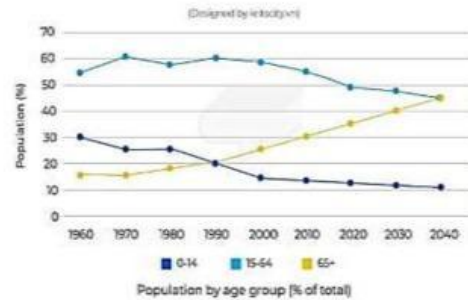
Task 1: The bar chart below shows the percentage of people living alone in five different age groups in the USA between 1850 and 2000. Summarize the information by selecting and reporting the main features and make comparisons where relevant.



Đề thi IELTS Writing Task 1 ngày 14.09.2025

Task 2: Advertisements are becoming more and more common in everyday life. Is it a positive or negative development?

Task 1: The graph below shows the population of a particular country by age group starting in 1960 and including a forecast to 2040. Summarize the information by selecting and reporting the main features and make comparisons where relevant.



Population by age group (% of total)

Task 2: Some people find advertisements amusing or annoying and they are not influenced by this when they shop. To what extent do you agree or disagree?

3-4

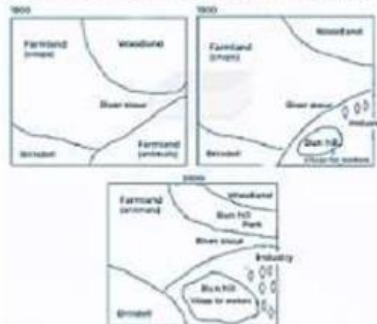
Đề ngày 07.09.2025

Task 1: The table below shows the change in the percentages of people joining in seven different sports in an European country from 1999 to 2009. Summarize the information by selecting and reporting the main features, and make comparisons where relevant.

	1999	2004	2009
Tennis	35%	30%	32%
Swimming	30%	34%	36%
Football	37%	52%	48%
Golf	8%	12%	15%
Volleyball	17%	20%	18%
Basketball	26%	25%	24%
Yoga	10%	10%	12%

Task 2: Some people said that what children watch on television influenced their behaviour, other argue that the amount of time influenced their behaviour. Discuss both view and give your own opinion

Task 1: The graphs below show the development of Brindell from 1800 to 2000. Summarize the information by selecting and reporting the main features, and make comparisons where relevant.

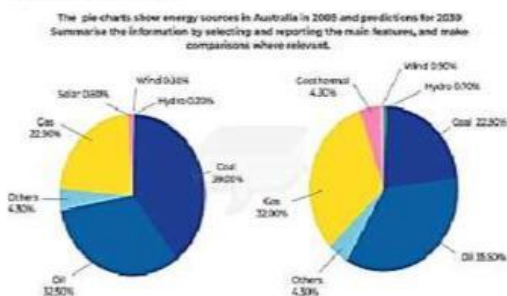


Task 2: As housing is a basic need for people, the government should provide free housing for everyone who cannot afford it. To what extent do you agree or disagree?

5-6

Đề ngày 23.08.2025

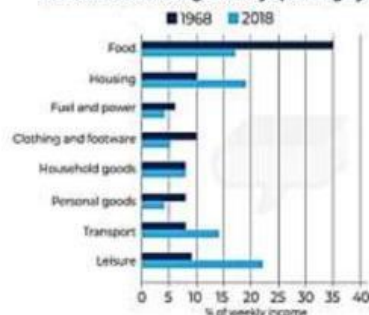
Task 1: The pie charts show energy sources in Australia in 2008 and predictions for 2030. Summarize the information by selecting and reporting the main features, and make comparisons where relevant.



Task 2: It is better for people to be unemployed than people to be employed but they do not enjoy it. Do you agree or disagree?

Task 1: The chart below gives information about how families in one country spent their weekly income in 1968 and in 2018. Summarize the information by selecting and reporting the main features, and make comparisons where relevant.

1968 and 2018: Average weekly spending by families



Task 2: Recent research suggests that the majority of criminals who are sent to prison commit crimes after they are released. Why is this the case? What can be done to solve this problem?

Đề ngày 17.08.2025

Task 1: The diagram gives information about the process of making carbonated drinks. Summarize the information by selecting and reporting the main features, and make comparisons where relevant.



Task 2: Some people think the government should establish free libraries in each town. Others believe that it is a waste of money since people can access the Internet to obtain information. Discuss both views and give your own opinion.

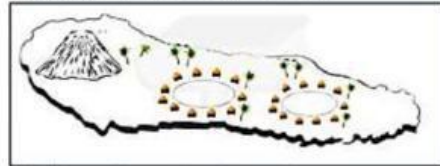
Đề ngày 31.08.2025

Task 1: The three pictures show the position of a volcano, and a village before and after volcanic eruption. Summarize the information by selecting and reporting the main points and make comparisons where relevant.

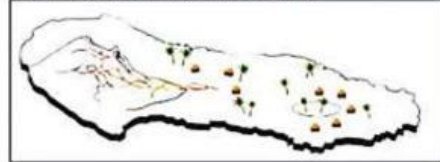
1. Position of volcano



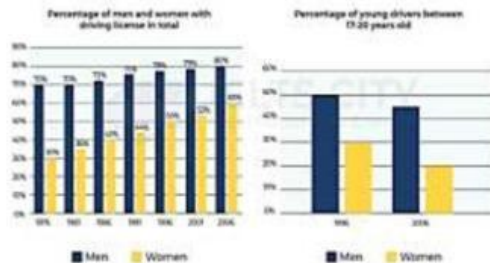
2. Village before volcanic eruption



3. Village after volcanic eruption

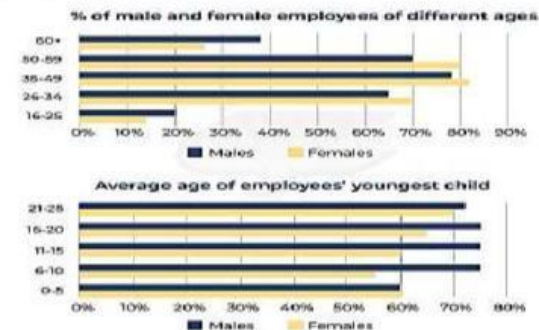


Task 1: The charts give information about the percentage of men and women who had driving licences in one European country in various years. Summarize the information by selecting and reporting the main features, and make comparisons where relevant.



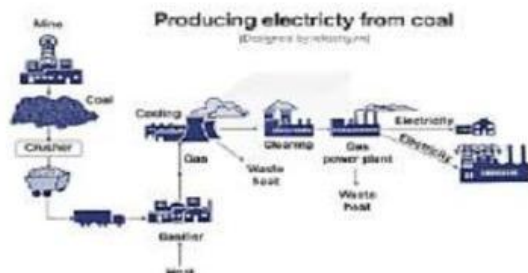
Task 2: Some think that having ambition is a good quality. Is it important to be ambitious? Is it a positive or negative characteristic?

Task 1: The charts below show employment rates of males and females of different ages and the average age of their youngest child in the UK in 2008. Summarize the information by selecting and reporting the main features, and make comparisons where relevant.



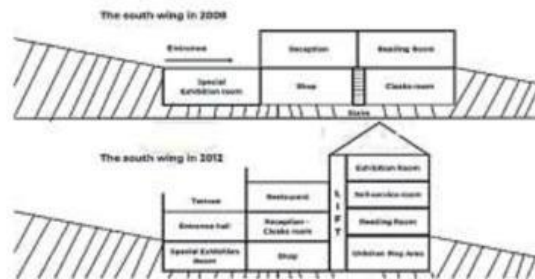
Task 2: In some cities, people are choosing cars instead of bicycles, while in other cities riding bikes is replacing cars. Why is this the case? Which development do you think is better?

Task 1: The diagram below shows how one type of coal is used to produce electricity. Summarize the information by selecting and reporting the main features, and make comparisons where relevant.



Task 2: Some people believe that it is the responsibility of individuals to take care of their own health and diet. Others however believe that governments should make sure that their citizens have a healthy diet. Discuss both views and give your opinion.

Task 1: The plans below show the South Wing of Walton Museum in 2008 and in 2012 after it was redeveloped. Summarize the information by selecting and reporting the main features, and make comparisons where relevant.



Đề thi IELTS Writing Task 1 ngày 01.03.2025

Task 2: Some people think technology development decrease crime while others believe it actually encourages crime discuss both views and give your own opinion.

13-14

Task 1: The pie charts show the main reasons why students chose to study at a particular UK university in 1987 and in 2007. Summarize the information by selecting and reporting the main features, and make comparisons where relevant.

Task 2: In some countries around the world, men and women are having children later in life. What are the reasons for this development? What are the effects on society and family life?

Đề ngày 10.05.2025

Task 1: The chart below gives information on the numbers of workers in different occupations who migrated to Australia between 2009 and 2012. Summarize the information by selecting and reporting the main features, and make comparisons where relevant.

Task 2: In many countries, girls tend to choose arts subjects while boys often select science subjects. What are the reasons for this trend? Do you think it should be changed?

Đề ngày 09.05.2025

Task 1: The line graph shows the total length of railway track. Summarize the information by selecting and reporting the main features, and make comparisons where relevant.

Task 2: Money for postgraduate research is limited; therefore, some people believe that government financial support should be provided only for scientific research rather than for research into less useful subjects. To what extent do you agree or disagree?

Đề ngày 08.05.2025

Task 1: The charts below show the qualifications of staff in an advertising company in 1990 and 2010. Summarize the information by selecting and reporting the main features, and make comparisons where relevant.

Task 1: The first chart below shows the percentage of school-aged girls and boys who were at secondary school in four regions of the world in 2000. The second chart shows the percentages of college-aged men and women in higher education in the same year. Summarize the information by selecting and reporting the main features, and make comparisons where relevant.

Task 2: In recent years, "responsible tourists" have paid attention to preserving both culture and environment of the places they visit. However, some people say that it is impossible to be a "responsible tourist". To what extent do you agree or disagree?

Ngày thi 29.04.2025

Task 1: The charts show the sales of new cars in Australia in 1994, 2004 and 2014. Summarize the information by selecting and reporting the main features, and make comparisons where relevant.

Task 2: In many countries imprisonment is the most common solution to crimes. However, some people believe that better education will be a more effective solution. To what extent do you agree or disagree?

Đề ngày 28.04.2025

Task 1: The pie charts below show the different types of courses, which were followed by the students during the years of 1984, 1994 and 2004. Summarize the information by selecting and reporting the main features, and make comparisons where relevant.

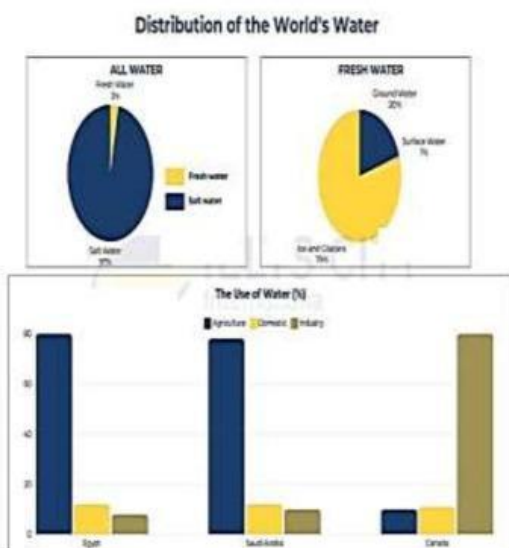
Task 2: Older generations often hold some traditional ideas on the correct way of life, though and behavior. Most people argue that these are not helpful for younger generations to prepare for modern life. To what extent do you agree or disagree?

Đề ngày 15.04.2025

Task 1: The diagram below shows how a simple water filter is constructed and how it functions to produce clean drinking water. Summarize the information by selecting and reporting the main features, and make comparisons where relevant.

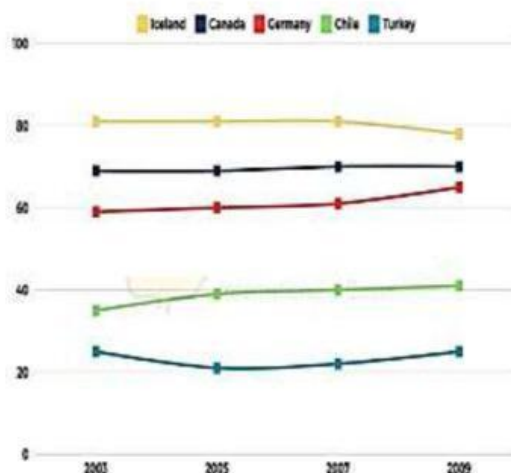
15-16

Task 1: The charts below show the distribution of the world's water and the use of water in three countries. Summarize the information by selecting and reporting the main features, and make comparisons where relevant.



Task 2: News plays an important part of most people's lives. Why is news so important to people? Why is so much news dedicated to bad news? Should the news focus on good news

Task 1: The line graph below gives information about the percentage of women aged 15-64 in employment between 2003 and 2009. Summarize the information by selecting and reporting the main features and make comparisons where relevant.



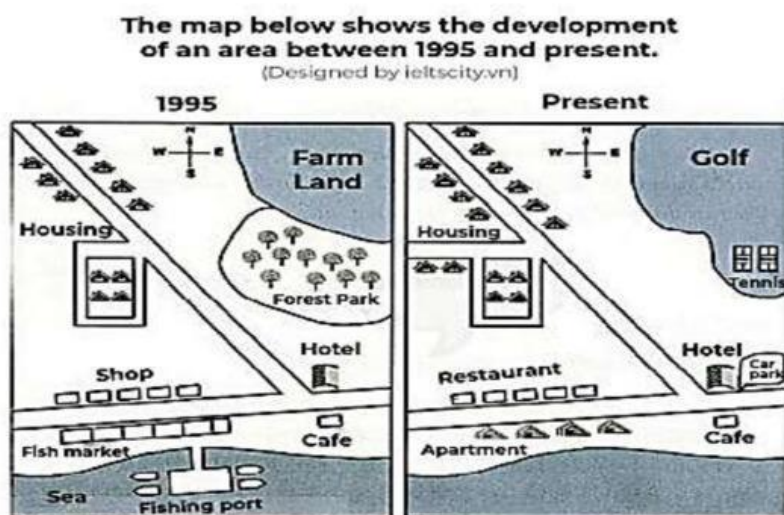
Task 2: University students always focus on one specialist subject, but some people think universities should encourage their students to study a range of subjects in addition to their own subject. To what extent do you agree or disagree?

Task 1: The maps below describe an area before and after the construction of a hydroelectric power plant. Summarize the information by selecting and reporting the main features and make comparisons where relevant



Task 2: Some believe secondary students should learn International news as a subject at school, while some think it's a waste of time. Discuss both views and give your opinion.

Task 1: The map below shows the development of an area between 1995 and the present. Summarize the information by selecting and reporting the main features and make comparisons where relevant. (Map)



Đề thi IELTS Writing Task 1 ngày 23.12.2024

Task 2: Museums and art galleries should concentrate on works that show history and culture of their own country rather than works of the other parts in the world. To what extent do you agree or disagree? (Agree or Disagree)

Ngày 21.12.2024

Task 1: The maps show the changes of an office building between the present and the future. Summarize the information by selecting and reporting the main features and make comparisons where relevant. (*Map*)

Task 2: Some people think young people should be required to have full time education until they are at least 18 years old. To what extent do you agree or disagree? (*Agree or Disagree*)

Ngày 19.12.2024

Task 1: The diagram below shows the process of making soft cheese. Summarise the information by selecting and reporting the main features and make comparisons where relevant. (*Process*)

Task 2: In many countries, children are becoming overweight and unhealthy. Some people think that the government should have the responsibility. To what extent do you agree or disagree? (*Agree or Disagree*)

Ngày 17.12.2024

Task 1: The graph below shows the average time spent by four car manufacturers to produce vehicles at their US factories. Summarize the information by selecting and reporting the main features, and make comparisons where relevant. (*Line Graph*)

Task 2: Whether or not someone achieves their aims is mostly by a question of luck. To what extent do you agree or disagree? (*Agree or Disagree*)

20

Task 2: The best way to teach children to cooperate is through team sports at school. To what extent do you agree or disagree? (*Agree or Disagree*)

Đề thi ngày 11.11.2023 – tại IDP Phan Bội Châu

Task 1: Bar chart.

Task 2: People living in the 21st century have a better quality of life than the previous centuries. To what extent do you agree or disagree? (*Agree or Disagree*)

Đề thi ngày 09.11.2023 – tại IDP PEC

Task 1: Bar chart.

Task 2: More people decided to have children at a later age than in the past. Why? Do advantages of this outweigh disadvantages? Give reasons for your answer and include any relevant examples from your own knowledge or experience. (*Advantage and Disadvantage*)

Đề thi ngày 09.11.2023 – tại NEU

Task 1: The charts below give information about the world's top three producers for four different dairy products (milk, cheese, butter, milk powder) in the year of 2012. Summarize the information by selecting and reporting the main features, and make comparisons where relevant. (*Bar Chart*)

Task 2: People nowadays tend to have children at older ages. Why? Do the advantages of this outweigh the disadvantages? (*Advantage and Disadvantage*)

Đề thi ngày 03/12/2022

Task 1: Bar chart

Task 2: Some people think that sports play an important role in the development of society. Others think they are nothing more than a leisure activity. Discuss both views and give your opinion.

Đề thi ngày 04/12/2022

Task 1: Table

Task 2: It is important for all towns and cities to have large public spaces such as squares and parks. Do you agree or disagree with this statement?

Đề thi ngày 05/12/2022

Task 1: Process "smokey at home (seafood)"

Task 2: Only reason to work hard is to earn money. To what extent you do agree or disagree?