



ACTIVIDAD: "ESCRIBIMOS Y ORDENAMOS PALABRAS NUEVA"

Propósito: Hoy escribiremos palabras nuevas con sonidos iniciales de la consonante **F** a partir de un texto que leen.


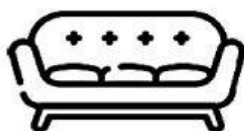

FICHA DE TRABAJO: ESCRIBIMOS PALABRAS NUEVAS - LETRA F



Fichas de lectoescritura ► LETRA F

Nombre: _____ Fecha: _____

● Busca en la sopa de letras los nombres de estos dibujos:



R	L	P	T	N	K	A	R	H	B	F
S	E	O	I	Q	B	T	V	J	O	U
P	L	F	X	Q	K	W	S	T	N	E
W	E	I	V	D	E	B	O	M	P	N
Q	F	E	Z	E	S	P	F	N	I	T
F	A	S	F	L	R	B	Á	F	D	E
O	N	T	O	F	G	G	Y	G	T	T
C	T	A	T	Í	V	J	F	B	K	S
A	E	P	O	N	H	J	P	N	T	D
M	N	H	S	T	V	W	N	Y	Y	A
F	O	C	O	S	V	N	H	O	I	W



F

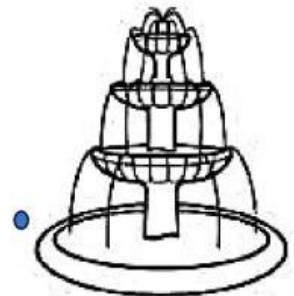
f

✓ **Lectura e identificación de palabras.** Leer y relacionar las palabras con la imagen correspondiente.


café •




fiesta •



elefante •



foca •



fiesta •





1 COMPLETA

Illustration of a seal (foca) and the word "foca" in cursive. A large box contains the letter "f". Arrows point from the box to five circles containing the vowels: a, e, i, o, u. To the right of each circle is a dashed line for writing.

2 UNE las sílabas y ESCRIBE palabras:

Two matching exercises. On the left, a circle with "fa" has arrows pointing to "ma", "rol", and "lda", each followed by a rectangular box. On the right, a circle with "fu" has arrows pointing to "mar", "sil", and "turo", each followed by a rectangular box.

3 ORDENA las sílabas y ESCRIBE las palabras y luego UNE a sus dibujos:

Three rows of syllable matching. Each row has a sequence of syllables in circles, an arrow pointing to a three-lined box for writing the word, and a corresponding drawing. Row 1: "fo", "no", "te", "lé" points to a box, with a drawing of a family and a telephone. Row 2: "mi", "fa", "lia" points to a box, with a drawing of a family. Row 3: "de", "ri", "Fe", "co" points to a box, with a drawing of a boy's head.