


How Ready Am I?


Name _____

1. How many groups of 10?




- A. 1 B. 2 C. 3 D. 4

2. How many?



- A. 40 B. 45 C. 50 D. 55

3. Which is the missing number?



- A. 27 B. 35 C. 36 D. 44

4. Count by 1s. Start at 47. Which number is next?

- A. 37 B. 47 C. 48 D. 57

5. Count by 1s. Which number comes next?

15, 16, 17, 18, 19, _____

- A. 10 B. 18 C. 20 D. 29

6. Which shows counting by 1s?

- A. 75, 76, 77, 78, 79 C. 10, 20, 30, 40, 50
B. 32, 34, 36, 38, 40 D. 8, 10, 9, 11, 12

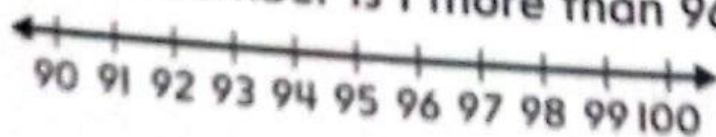
7. Count by 1s. Start at 60. Which numbers are next?

- A. 70, 80, 90 C. 62, 64, 66
B. 71, 72, 73 D. 61, 62, 63

8. Count by 1s. Start at 12. Which number is next?

- A. 9 B. 13 C. 14 D. 22

9. Which number is 1 more than 96?



- A. 95 B. 97 C. 99 D. 106

10. Count by 1s. Which numbers come next?

29, 30, 31, 32, _____, _____

- A. 33, 35 B. 34, 36 C. 33, 34 D. 34, 35

Exit Ticket

Name _____

1. Which shows counting by 1s?

- A.

27	28	29	20	21	22	23	24	25	26
----	----	----	----	----	----	----	----	----	----
- B.

39	41	42	43	44	45	46	47	48	49
----	----	----	----	----	----	----	----	----	----
- C.

70	72	74	76	78	80	82	84	86	88
----	----	----	----	----	----	----	----	----	----
- D.

59	60	61	62	63	64	65	66	67	68
----	----	----	----	----	----	----	----	----	----

2. Which number comes next?

82	83	84	85	86	87	88	89	90	
----	----	----	----	----	----	----	----	----	--

- A. 89 B. 91 C. 99 D. 100

3. Describe the pattern to count by 1s from 30 to 39.


The ones digit _____.

The tens digit _____.

- A. stays the same
B. goes up by 1
C. goes up by 10

- A. stays the same
B. goes up by 1
C. goes up by 10

Reflect On Your Learning



Exit Ticket

Name _____

Use the number chart to complete Questions 1 and 2.

1. Look at the column that begins with 5.
You count by _____ as you move down the column.

1	2	3	4	5	6	7	8	9	10
11	12	13	14	15	16	17	18	19	20
21	22	23	24	25	26	27	28	29	30
31	32	33	34	35	36	37	38	39	40
41	42	43	44	45	46	47	48	49	50

2. The ones go up by _____ from 0 to 9. After _____, the ones start again at _____.

3. Look at the pattern in the first column of the number chart.

1	2	3	4	5	6	7	8	9	10
11	12	13	14	15	16	17	18	19	20
21	22	23	24	25	26	27	28	29	30
31	32	33	34	35	36	37	38	39	40
41	42	43	44	45	46	47	48	49	50

The pattern shows counting by _____.

Reflect On Your Learning

