

Worksheet B

Count On and Back Across 0

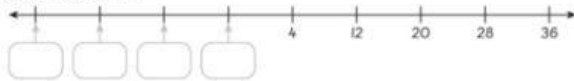
Level 1 Level 2 Level 3

If you are not sure, you can refer to Student's Book pages 28 and 29.



1 What are the missing numbers?

a Count back in 8s.

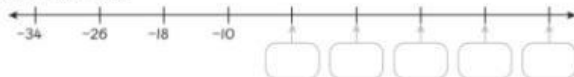


b Count back in 30s.

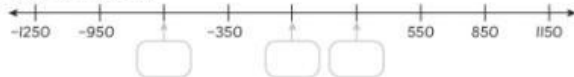


c Look at a and b. What do you notice about these numbers?

d Count on in 8s.



e Count on in 300s.



f Look at d and e. What do you observe this time?

2 Izzy is thinking of a number.

Complete the following and colour your answers to find out what number she is thinking of.

a 6 more than -4 is ____.

d ____ is 80 less than 45.

b 8 less than 5 is ____.

e ____ is 400 more than -250.

c 60 more than -45 is ____.

f -175 is ____ less than 125.

| | | |
|-----|-----|------|
| 2 | -35 | -45 |
| 10 | -3 | -650 |
| 15 | 3 | -225 |
| 300 | 150 | -105 |

Izzy is thinking of the number ____.



Level 1 Level 2 Level 3

3 Write the missing numbers in the sequences.

a 325, 275, 225, 175, _____, _____, _____, _____

How much do you count back each time? ____

How do you know? _____

b -2500, -2100, -1700, _____, -900, _____, -100, _____, _____

How do you get to the next term? _____

Show an example of a negative number that would not be on each of these sequences and why. _____