

Part 1

– 5 questions –

Look and read. Put a tick (✓) or a cross (X) in the box.
There are two examples.

Examples



This is a lorry.

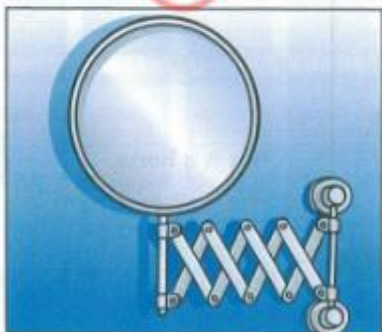


These are pencils.



Questions


1



This is a lamp.



2



This is a balloon.

☐

3



This is a bat.

☐

4



These are shorts.

☐

5



This is a horse.

☐

Part 2

– 5 questions –

Look and read. Write **yes** or **no**.



Examples

A man is swimming.

no

The woman has got a red bag.

yes

Questions



- 1 Some of the children are playing basketball.
- 2 The dog is sitting next to the boy.
- 3 There are flowers under the tree.
- 4 One girl is flying a kite.
- 5 The birds are standing on the beach.

Part 3

– 5 questions –

Look at the pictures. Look at the letters. Write the words.

Example



b r e a d



Questions

1






2





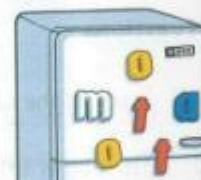
3





4





5





Part 4

– 5 questions –

Read this. Choose a word from the box. Write the correct word next to numbers 1–5. There is one example.

A donkey



A donkey is an animal. Some donkeys live in the^{zoo}..... . Lots of donkeys are grey but some are brown. A donkey has two very long (1) on its head. At the end of its body a donkey has a small (2) A donkey can walk and run on its four (3) Donkeys drink (4) They love eating (5) and they like apples, too.

Example



zoo



water



ears



boat



tail



carrots



books



legs

Part 5

– 5 questions –

Look at the pictures and read the questions. Write one-word answers.



Examples

Where is the family?

in the garden

What is Dad doing?

..... sleeping


Questions

1 How many children are there?



2 Where are the children? in a

3 What is on the table? a



4 What is the boy putting on Dad? a

5 Who is taking a photo? the