







## Unit 2 – Parts (1)

### 1. Naming

#### 1. Write sentences for the pictures.

Parts			Vehicles	
axle	deck	nose	boat	motorbike
number plate	tail	wheel	mountain bike	plane
			racing car	rocket

1.  That's the wheel of a racing car.
2.  \_\_\_\_\_.
3.  \_\_\_\_\_.
4.  \_\_\_\_\_.
5.  \_\_\_\_\_.
6.  \_\_\_\_\_.

#### 2. Use the words in the box to correct the sentences.

bolts nails nuts screw screwdriver spanner staple washers

1. That isn't a hammer. That's a screwdriver.
2. Those aren't screws. Those are nails.
3. \_\_\_\_\_ a chisel. This \_\_\_\_\_.
4. \_\_\_\_\_ washers. These \_\_\_\_\_.
5. \_\_\_\_\_ a nail. This \_\_\_\_\_.
6. \_\_\_\_\_ nuts. These \_\_\_\_\_.
7. \_\_\_\_\_ a staple. That's \_\_\_\_\_.
8. \_\_\_\_\_ nuts. Those \_\_\_\_\_.



## 2. Assembling

1. How do you change a wheel? You need:



a **jack**, to raise and lower the car

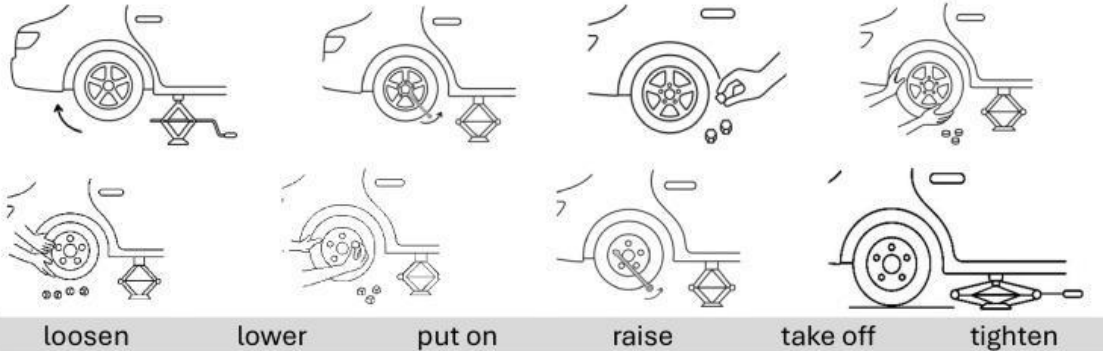


a **box spanner**, for the nuts



a **spare wheel**

Complete the instructions for the pictures, using the verbs from the box.



- \_\_\_\_\_ the car with the jack.
- \_\_\_\_\_ all the nuts with the box spanner.
- \_\_\_\_\_ all the nuts.
- \_\_\_\_\_ the wheel \_\_\_\_\_ the axle.
- \_\_\_\_\_ the spare wheel \_\_\_\_\_ the axle.
- \_\_\_\_\_ all the nuts.
- \_\_\_\_\_ all the nuts with the box spanner.
- \_\_\_\_\_ the car.

2. Put the dialogue lines in the correct order.

- |                                     |                          |
|-------------------------------------|--------------------------|
| 30 mil. How many nails do you need? | <b>Shopkeeper:</b> _____ |
| 30 mil, please.                     | <b>Customer:</b> _____   |
| Hello.                              | <b>Shopkeeper:</b> _____ |
| I need 80, please.                  | <b>Customer:</b> _____   |
| Some nails. What size do you need?  | <b>Shopkeeper:</b> _____ |
| Hello. I need some nails, please.   | <b>Customer:</b> _____   |

### 3. Ordering

1. Listen to the two phone messages. **Find the mistakes in the names and numbers.**

1. Name: Vladislav Sczetin	Phone number: 00 48 920 4516
2. Name: Abdel Mohamed Mabruk	Phone number: 00 20 537 1490

2. Listen to the two phone messages. **Complete the message forms.**

1.	Date: _____
	Time: _____
	Caller: _____
	Phone number: _____
2.	Date: _____
	Time: _____
	Caller: _____
	Phone number: _____

3. Listen to the dialogue. A customer is ordering skateboard parts on the phone.

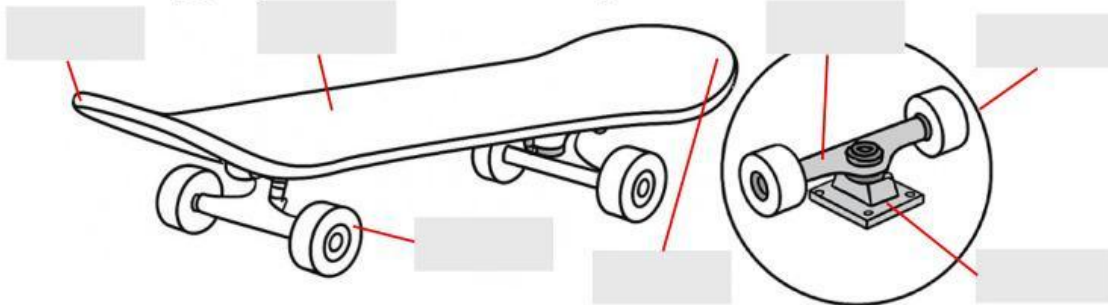
**Complete the order form.**

Skateboarders							
ORDER							
Surname: _____							
Address: _____							
Post code: _____							
Tel: _____							
Item (select)	Color (select)			Size (select)			Quantity (write)
Helmet	red	yellow	blue	large	medium	small	_____
Deck	red	yellow	blue	large	medium	small	_____
Pad	red	yellow	blue	large	medium	small	_____

## 4. Word List

NOUNS	NOUNS	VERBS	ADJECTIVES
axle	bolt	assemble	large
deck	hammer	loosen	medium
helmet	lever	pull	small
nose	nail	push	red
pad	nut	put	yellow
plate	screw	take	blue
tail	screwdriver	tighten	
truck	spanner	use	
wheel	staple		
	washer		

1. Vocabulary groups: Label the skateboard parts with the words in column 1.



2. Vocabulary groups: Put the words in column 2 on the correct line.

Tools:					
Things:					

3. Complete the instructions for skateboarding with the words from the box.

loosen	push	put	take	tighten
<b>Before skateboarding:</b>				
_____ on the helmet.				
_____ it down onto your head.				
_____ the helmet strap.				
_____ on the pads.				
_____ the pads.				
<b>After skateboarding:</b>				
_____ the pads and _____ them off.				
_____ the helmet strap and _____ off the helmet.				