


SCRATCH

Walking Animation Lesson Worksheet



Can you make your own sprite walk to and fro?



Walking Animation

Name: _____

Date: _____

Vocabulary Match

Match the terms with their correct meanings. Write the correct letter next to the number.

Sprite •
Costume •
Forever Block •
Animation •

• A block that lets you do something again and again
• A character or object in Scratch
• A moving picture made by quickly switching images
• A different look or pose of a sprite



Walking Animation

Name: _____

Date: _____


What Do These Blocks Do?

Look at each block of code. Write what each one does.


1 

2 

3 

4 

5 

6 



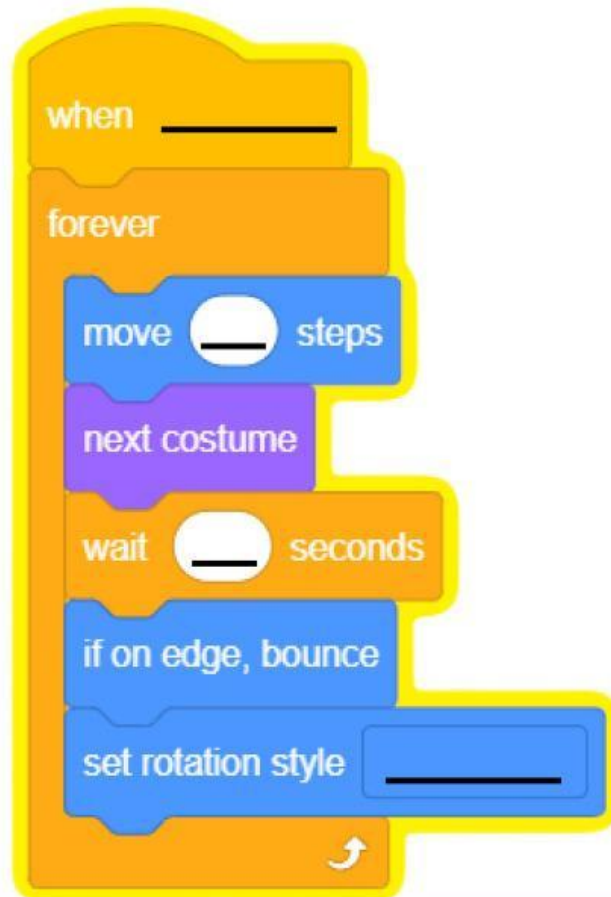
Walking Animation

Name: _____

Date: _____

Build Your Code (Fill in the Blanks)

Fill in the missing gaps in the blocks to create a walking animation.





Walking Animation

Name: _____

Date: _____

Try It Out!

✓ Tick the ones you've completed:

- ☐ picked a sprite with more than one costume.
- ☐ I used the "next costume" block.
- ☐ I used the "When Flag Clicked" block.
- ☐ I used the "wait" block.
- ☐ I used the "if on edge bounce" block.
- ☐ I used the "set rotation style" block.
- ☐ I used the "forever" block.
- ☐ My sprite is walking smoothly when I click the green flag.



Walking Animation

Name: _____

Date: _____

Reflection

1. What did you enjoy about today's coding class?

2. What was the most important thing you learned today?



Walking Animation

Name: _____

Date: _____

Notes
