























CENTRO INTERESCOLAR DE LÍNGUAS DE SOBRADINHO

Student's name: _____

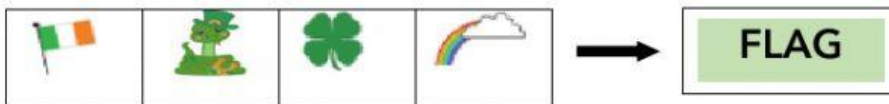
Teacher: _____ Level: _____ Date: _____

SAINT PATRICK'S DAY – TIME TO PRACTICE WHAT YOU LEARNED

1. **CRACK THE CODE** - Look at the symbols below and the letters that correspond to them. Write the words linked to Saint Patrick's Day based on them.

									
A	B	C	E	F	G	H	I	J	K
									
L	M	N	O	P	R	S	T	U	W

EXAMPLE:



1.



2.









3.



4.



2. Now write down the words from exercise 1 under the pictures that correspond to them.

TIME FOR FUN

3. SPOT THE DIFFERENCES (Jogo dos 07 erros). Click on the things that are different in the pictures.

