

Exercise

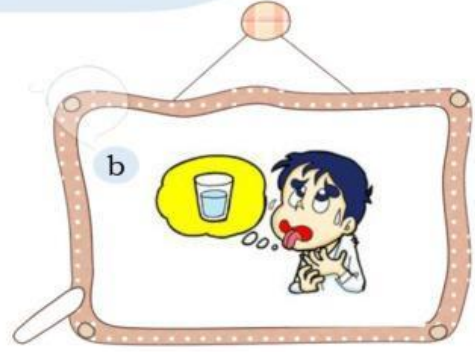
Unit 1 Feelings & Lesson 3

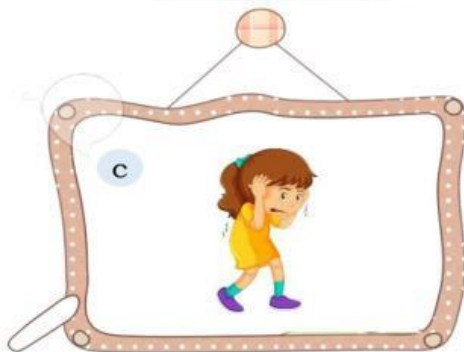



1 Look and write.

scared - bored - hungry - thirsty











2 Look and write the missing letters.



t h r s



s a r d



o r



h n g r



Look , read and tick (✓)

a



happy

☐

sad

☐

b



scared

☐

bored

☐

c



thirsty

☐

hungry

☐

d



sad

☐

happy

☐

e



scared

☐

fine

☐

f



thirsty

☐

hungry

☐

5

Look, read and number.



1. He's bored.

2. She's hungry.



3. She's scared.

4. He's thirsty.



6

Look, read and put a tick (✓) or a cross (✗)



a) She's scared.



b) He's hungry.



c) She's hungry.



d) He's happy.



Look , read and circle.

1



- a. Peter's happy.
- b. Peter's sad.

2



- a. Jenny's hungry.
- b. Jenny's thirsty.

3



- a. Tony's happy.
- b. Tony's bored.

4



- a. Nam's bored.
- b. Nam's scared.

5



- a. Lucy's scared.
- b. Lucy's happy.

6



- a. Alex's hungry.
- b. Alex's thirsty.



Look , read and write.

a



I am

b



He's.....

c



He's.....

d



She's

e



He's.....

f



He's.....

9

Look at the picture. Tick (✓) or cross (✗).



1 She is happy.

☐

2 He is hungry.

☐

3 She is sad.

☐

4 He is scared.

☐



Look and write.

a



Mai

b



Tom

c



Nick

d



Lucy

a

Hi ! My name is Mai.

c

b

d



Read and match.

1

Hello!

a

I'm Ok.

2

How are you ?

b

Hi !

3

What is your name ?

c

Yes, she is.

4

Is she hungry?

d

My name is Tom.

5

What's your mother's name ?

e

I'm nine years old.

6

How old are you ?

f

Her name is Alice.