

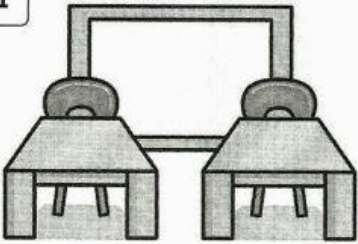
# 1 Our new things

## Lesson One Words

### 1 Find and circle the words.

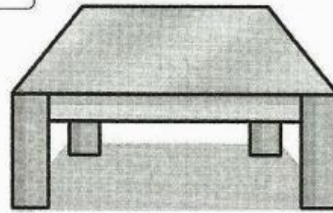
pegs pencil cases classroom computers table board

1




dclassroomopl

2




acttablebi

3



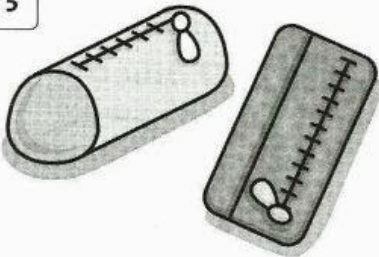
jbpegsww

4



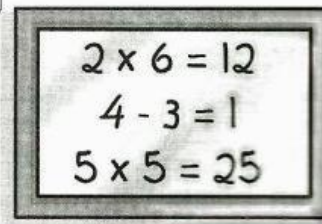
skocomputersrt

5



xpencilcasest

6



upboardzx

### 2 Look at the numbers in Exercise 1 and write.

1 Look at this classroom.

2 There is a new \_\_\_\_\_.

3 There are new \_\_\_\_\_.


4 There are new \_\_\_\_\_.

5 There are new \_\_\_\_\_.

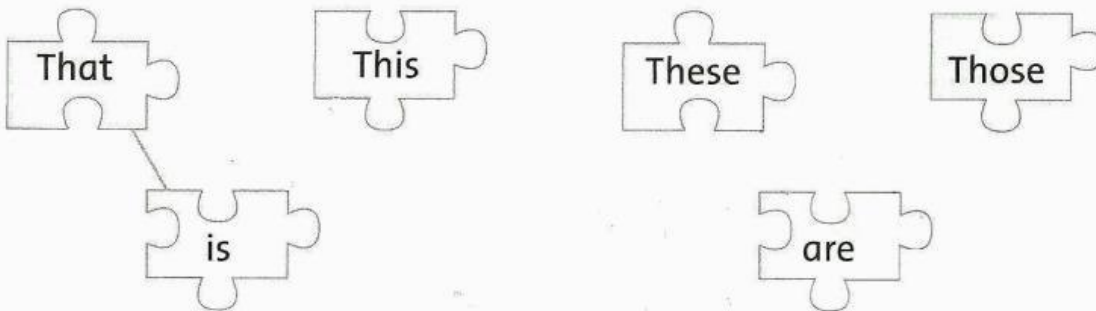
6 There is a new \_\_\_\_\_.

## 1 Match.

1 this     2 that     3 these     4 those



## 2 Match.



## 3 Write.

This is    That is    ~~These are~~    Those are

1

These are  
tables and chairs.

2

\_\_\_\_\_ pegs.

3

\_\_\_\_\_ a computer.

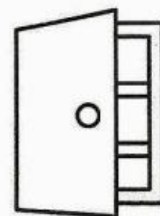


4

\_\_\_\_\_ a board.

## Lesson Three Words

### 1 Find and circle the words.



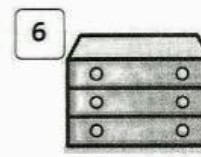



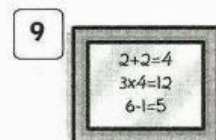



picture poster cupboard drawers



cupboard picture poster drawers

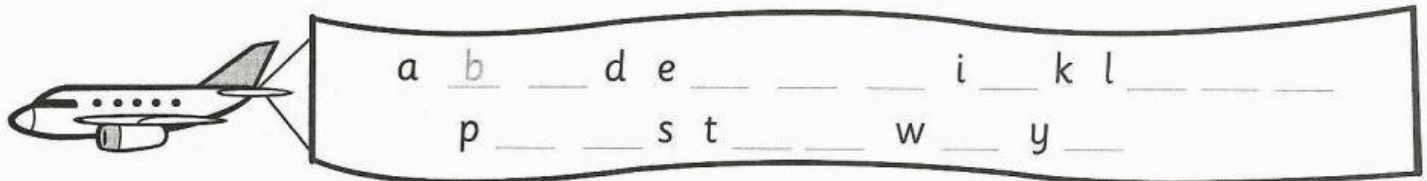
### 2 Look and write.

cupboard drawers poster picture ruler chair board  
pencil case books computer pegs






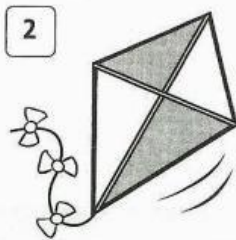
## 1 Write the missing letters.




## 2 Say the word. Say the sound. Circle the beginning letter.




b (h) g



l d k



g y j



o a c



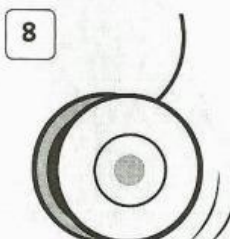
r p g




o w u



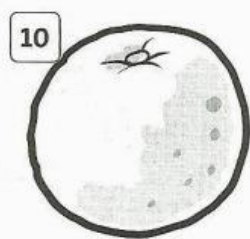
t b d



g h y




t s z



o a e

## 3 Match the capital and small letters.




## Reading

### 1 Read.



My name's Layla. I'm in class 2A. This is my classroom.  
The tables are long. There's a big whiteboard and there  
are two computers. There are big posters on the wall.  
There are pictures too. Can you see my picture?  
It's a picture of my family. My teacher is Miss Green.  
She's very kind.



### 2 Read again. Circle five things in Layla's classroom.

### 3 Circle the incorrect word. Then write the sentence correctly.

1 The girl's name is Tina.     The girl's name is Layla.

2 She's in class 4B. \_\_\_\_\_

3 The tables are short. \_\_\_\_\_

4 There's a blackboard. \_\_\_\_\_

5 There are four computers. \_\_\_\_\_

6 Layla's picture is of her friends. \_\_\_\_\_

7 The teacher's name is Miss White. \_\_\_\_\_



Writing

1 Write the sentences again with capital letters.

1 this is layla. This is Layla.

2 layla's teacher is miss green. \_\_\_\_\_

3 his name's tim. \_\_\_\_\_

4 rosy is tim's cousin. \_\_\_\_\_

5 billy is her little brother. \_\_\_\_\_

6 they're a happy family. \_\_\_\_\_

About me!

2 Circle the things in your classroom.

tables chairs board cupboard drawers computer  
window door pegs boys girls teachers

3 Draw and write about your classroom.

This is my classroom.

This is the window.

This is the \_\_\_\_\_.

This \_\_\_\_\_.

These are the \_\_\_\_\_.

These \_\_\_\_\_.

\_\_\_\_\_

\_\_\_\_\_

\_\_\_\_\_