

# 5

# Where's the ball?


## Lesson One Words

### 1 Number the picture.




- ① swing
- ② slide
- ③ seesaw
- ④ goal
- ⑤ tree

### 2 Write.



What's this?

It's a tree.



What's this?

It's \_\_\_\_\_.



What's this?

It's \_\_\_\_\_.



What's this?

\_\_\_\_\_





What's this?

\_\_\_\_\_

1 Connect the dots in the three pictures. Then read and match.

3. .4



.5



1 Rosy's on the

2 Billy's under the

3 Tim's in the



2 Look at the pictures above and write.

slide on goal in tree under

1 Where's Tim? He's on the


2 Where's Rosy? She's the

3 Where's Billy? He's the

## Lesson Three Words

### 1 Write.


frisbee ice cream pool



- 1 What's in the pool ? A ball.
- 2 Where's the \_\_\_\_\_ ? It's under the chair.
- 3 Where's the \_\_\_\_\_ ? It's on the table.

### 2 Look and write.

tree seesaw frisbee pool slide ice cream



1

1 s e e s a w

2 t

t

h


3

4 p


5

6 r


k




2




3



4



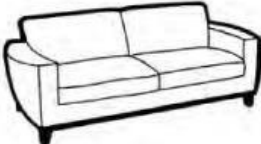




5



6



1 Match.

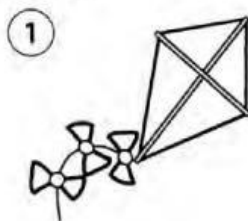
<b>Q</b>	<b>R</b>	<b>S</b>	<b>T</b>	<b>U</b>
<b>s</b>	<b>q</b>	<b>r</b>	<b>u</b>	<b>t</b>
				

2 Read and write the letters *q*, *r*, *s*, *t*, and *u*.



The queen is on the sofa.  
 The ueen has a rabbit.  
 The tiger is on the sofa.  
 The riger has an umbrella.

3 Write.



kite



nurse



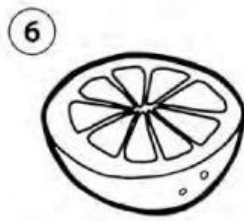
queen




rabbit



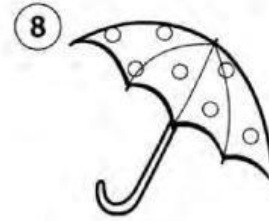
tiger



orange



sofa



umbrella

# Skills Time!

## Lesson Five

### Reading

#### 1 Look at the picture. Read and write.

doll ball bike kite teddy bear

- |                                       |                      |
|---------------------------------------|----------------------|
| 1 A toy is under a tree. What is it?  | It's a <u>bike</u> . |
| 2 A toy is on the slide. What is it?  | It's a _____.        |
| 3 A toy is in the goal. What is it?   | It's a _____.        |
| 4 A toy is in a tree. What is it?     | It's a _____.        |
| 5 A toy is on the seesaw. What is it? | It's a _____.        |



#### 2 Read and write T (true) or F (false).

- |                                      |          |
|--------------------------------------|----------|
| 1 The bike is in a tree.             | <u>F</u> |
| 2 The teddy bear is under the slide. | _____    |
| 3 The ball is in the goal.           | _____    |
| 4 The kite is in a tree.             | _____    |
| 5 The doll is on the seesaw.         | _____    |



**Writing**

1 Circle the names. Write the sentences with capital letters at the start of the names.

1 My name's tim.

My name's Tim.

2 This is rosy.

3 rosy and billy are here.

4 tim is a student.



**About me!**

2 Circle the things in a park.

lion swing window slide sofa seesaw door  
pool tree queen ball frisbee jungle gym

3 Draw and write about you and your friends at the park.

James is under the tree.

This is me and my friends at the park. I am \_\_\_\_\_ the \_\_\_\_\_.

\_\_\_\_\_ is \_\_\_\_\_ the \_\_\_\_\_.

\_\_\_\_\_ is \_\_\_\_\_ the \_\_\_\_\_.

The \_\_\_\_\_ is \_\_\_\_\_.

The \_\_\_\_\_ is \_\_\_\_\_.

# Art Time!

## Topic: Colors

### 1 Write and color.

light    dark

1 This is green paint.

Add black paint.


It's dark  
green.



2 This is blue paint.

Add white paint.

It's \_\_\_\_\_  
\_\_\_\_\_.



3 This is red paint.

Add black paint.

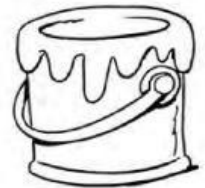
It's \_\_\_\_\_  
\_\_\_\_\_.



4 This is purple paint.

Add white paint.

It's \_\_\_\_\_  
\_\_\_\_\_.




### 2 Read and color.

This is my picture. It's a park. The tree is light green.

The seesaw is light blue. The slide is dark green.

The swings are black. The goal is light purple.




مرجع زبان ایرانیان



## 1 Listen again. Write. 69

white this color pink paint What red



## 2 Look at Exercise 1. Point and say.