

# 3

# This is my nose!

## Lesson One Words


### 1 Number the picture.




- ① leg
- ② face
- ③ ear
- ④ nose
- ⑤ arm

### 2 What's next? Look, draw, and write.

ears legs ~~arms~~ face



arms



1 Count and circle. Then write.

one two



arm / arms

two arms



leg / legs




nose / noses



ear / ears

2 Look at the pictures and match. Then write.



This is



These are



arm / arms

This is ... / These are ...

Unit 3

25




## Lesson Three Words

### 1 Read and trace.



Trace three fingers.



Trace five fingers.



Trace one finger.

### 2 Read and color.



Color the legs yellow.

Color the eyes blue.

Color the nose green.

Color the ears red.

Color the face pink.

Color the hands orange.

Color the shoulders purple.

Color the eyebrows green.

### 3 Look at the picture again and write.

1 The eyes are blue.

2 The \_\_\_\_\_ are red.


3 The \_\_\_\_\_ is green.

4 The \_\_\_\_\_ are purple.

5 The \_\_\_\_\_ are yellow.

6 The \_\_\_\_\_ is pink.

1 Match.



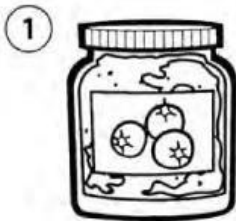
2 Read and write the letters *i, j, k, and l*.




The lion has some \_\_elly.  
 The \_\_ion has some \_\_nk.  
 Look! Here is a \_\_ite.  
 Oops! The \_\_ion is a mess.



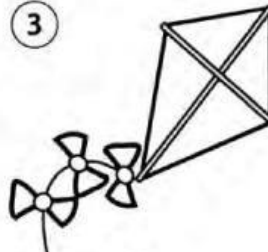
3 Write.




jelly



\_\_ird




\_\_ite




\_\_ig



\_\_ion



\_\_nk



\_\_pple



\_\_at





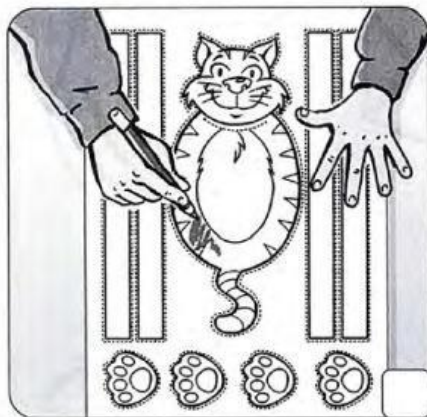



# Skills Time!

## Lesson Five

### Reading

#### 1 Read and number the pictures.

- 1 This is my paper cat.
- 2 Color the face and body. Color the legs and paws.
- 3 Now cut out the body. And cut the face.
- 4 Cut out the four legs. Fold the legs.
- 5 Cut out the paws. Glue the paws on the legs.
- 6 Glue the legs on the body.



#### 2 Read again and circle.

- 1 This is my paper **pen** / cat.
- 2 Color the **face** / **hat**.
- 3 Cut out the **four** / **six** legs.
- 4 Glue the **legs** / **fingers** on the body.

**Writing**

**1 Underline the sentences. Count and write.**

1 Cut out the four legs. Fold the legs.

2

2 This is my nose.

—

3 This is my pen. This is my pencil. And this is my ruler.

—

4 It's a folder. It's my red folder.

—

5 It's orange. The nose is pink. The eyes are green. It's a tiger!

—



**About me!**


**2 Match.**

eyes ears nose legs arms face hands fingers eyebrows shoulders

This is my

These are my

**3 Draw and write about your body.**



My name's \_\_\_\_\_.

This is my \_\_\_\_\_.

This \_\_\_\_\_.

These are my \_\_\_\_\_.

These are \_\_\_\_\_.

These \_\_\_\_\_.

\_\_\_\_\_.

\_\_\_\_\_.