

## FLYERS COURSE - ASSIGNMENT 4


### PART 1: READING

**Practice 1:** Look and read. Choose the correct words and write them on the lines (Reading Part 1)

	languages	sunglasses	a bracelet	a dictionary	
				a dictionary	
1					
2					a snail
3					
4					science
5					
6					a pocket
7					
8					
9					a crown
10					
	instruments	a camel	a college	an insect	



**Practice 2:** What is Alice saying to her friend, Dan? Choose the best answer (Reading Part 2)



**Dan:** Hello, Alice! How are you? Is everything OK?

**Alice:** ..... **B** .....

**1 Dan:** Are you camping next to a lake again?

**Alice:** .....

**2 Dan:** Who else is there with you?

**Alice:** .....

**3 Dan:** Are there any wild animals?

**Alice:** .....

**4 Dan:** Where do you sleep at night?

**Alice:** .....

**5 Dan:** What about the weather?

**Alice:** .....

**A** I'd like to take the dog for a walk.

**B** We're having a wonderful time, thanks! **Example**

**C** My parents, but there are several other people here, too.

**D** It changes from cold at night to very hot in the day.

**E** We've got tents that have special camping beds inside them.

**F** But the water's warm because it was so sunny.


**G** That's right. This one's in Yellow Hill Desert, actually.

**H** I've seen a crocodile in a river near here.





**Practice 3:** Complete the sentences about the picture using **ONE word** for each gap (Reading Part 6)



1. An astronaut ----- jumping off the top ----- the steps.
2. Two of ----- astronauts are ----- golf near the strange tree.
3. The rocket ----- got small, round windows.
4. The robot is fixing the computer screen ----- the rocket.
5. One of the planets ----- larger ----- the other two.
6. The trees ----- got leaves that look ----- hands.
7. The ground ----- the rocket looks a bit like sands.

**Practice 4:** Complete the sentences using **ONE word** for each gap (Reading Part 6)

1. Alex and ----- friend cannot play volleyball if ----- starts to rain.
2. Dad and Daisy are talking ----- the noisy storm ----- night.
3. Mr. and Mrs. Lime can see ----- beautiful rainbow ----- the sky.
4. Dad wants Helen ----- remember there might ----- ice on the ground.
5. Mum says ----- dangerous to drive quickly ----- foggy weather.
6. John wants ----- go out ----- play in the rain.
7. Could you speak ----- loudly, please? I cannot hear -----!
8. Describe your school uniform ----- me. What ----- it look like?
9. My friends sometimes whisper secrets ----- me in class!
10. I can't decide ----- pajamas to wear. My red ones ----- my gray ones?
11. Dad ----- not always believe me when I say my bedroom ----- tidy!




**Practice 5:** Read the text. Choose the right words and write them on the lines (Reading Part 4)

Our planet		
<b>Example</b>	The planet we live <u>on</u> is called 'Earth'. Earth is one of the eight planets ..... move around round and round the sun.	on at in
<b>1</b>	Until ..... twentieth century, we didn't have	<b>1</b> what who that
<b>2</b>	..... really good maps of our planet. But now,	<b>2</b> all the one
<b>3</b>	special cameras in space can ..... pictures of	<b>3</b> lots any no
<b>4</b>	Earth so making maps is easy!	<b>4</b> take taking took
<b>5</b>	..... of our planet has water on it so, in	<b>5</b> Most Every Many
<b>6</b>	pictures, Earth often ..... like a big blue and white ball!	<b>6</b> looks looking looks
	But pictures of Earth don't only help us to make	
<b>7</b>	maps. When we look at ....., we can also	<b>7</b> they their them
<b>8</b>	learn a ..... about the Earth's environment and weather.	<b>8</b> too lot some
	Travelling in space and exploring other planets	
<b>9</b>	teaches ..... more about Earth, too.	<b>9</b> ours us our
<b>10</b>	..... you like to design spaceships or to be an astronaut one day?	<b>10</b> Can May Would


**PART 2: LISTENING**

**Practice 6:** Listen and write (Listening Part 2)

Our school trip!		
<b>Example</b>	Place: <u>butterfly</u> farm	
<b>1</b>	Day of trip: .....	
<b>2</b>	Went there by: .....	
<b>3</b>	Left school at: ..... o'clock	
<b>4</b>	Most unusual animal: a black .....	
<b>5</b>	Had a picnic lunch by: a .....	



**Practice 7:** Look at the picture. Listen and draw lines (Listening Part 1)



---THE END---

