

FICHA DIGITALIZADA

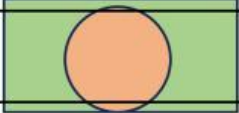
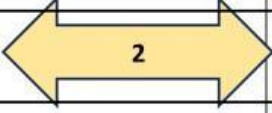

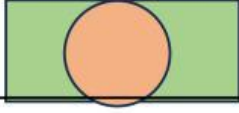


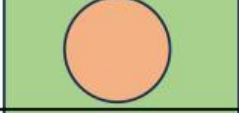


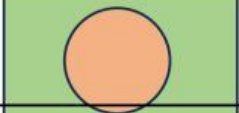
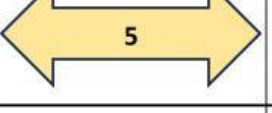

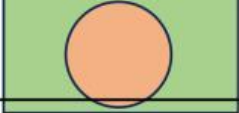
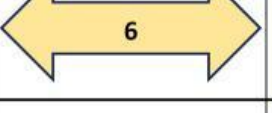







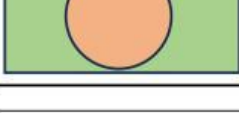
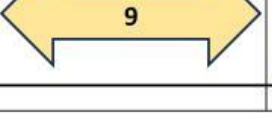

Integrantes: Valeria Martínez cédula- 12-718-1815

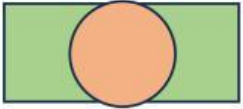


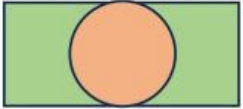


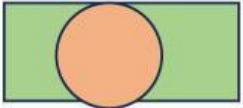


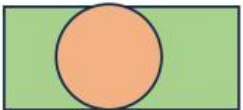


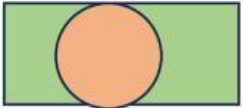


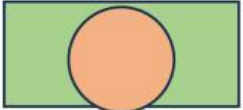


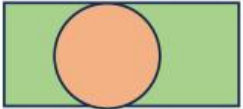


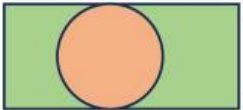


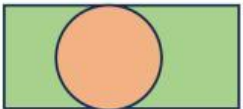


Daniela Miranda 4-837-2434

Tema: número anterior y número posterior o siguiente.

Objetivo: identificar el número anterior y el número posterior a un número dado, para fortalecer la comprensión del orden y la ubicación de los números.

Indicación: observa el número que se te presenta, coloca el número anterior y el posterior en cada caso.

| y | | |
|---|---|--|
|  |  |  |
|  |  |  |
|  |  |  |
|  |  |  |
|  |  |  |
|  |  |  |
|  |  |  |
|  |  |  |

| | | |
|---|---|--|
|  |  |  |
|  |  |  |
|  |  |  |
|  |  |  |
|  |  |  |
|  |  |  |
|  |  |  |
|  |  |  |
|  |  |  |