LKM

C. SPESIALISASI SEL

1. UNISELULER DAN MULTISELULER

Gambar dibawah ini ter masuk uniseluler atau multiseluler. Klik anak panah yang terdapat pada masing-masing gambar kemudian pilih jawaban yang tepat

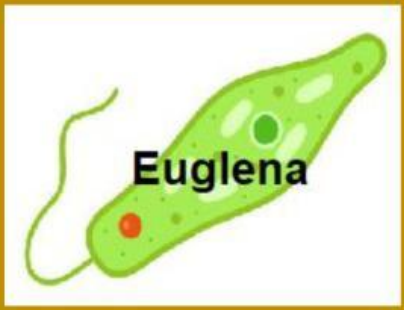

LIVEWORKSHEETS

2. SPESIALISASI SEL TUMBUHAN DAN SEL HEWAN

Tuliskan nama sel dan fungsinya pada gambar sel di bawah ini!

1

Nama Sel : _____

Fungsi : _____

_____

_____

_____

2

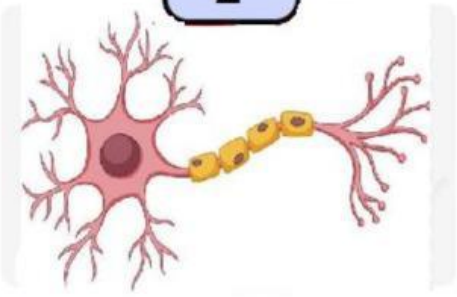

Nama Sel : _____

Fungsi : _____

_____

_____

_____

3

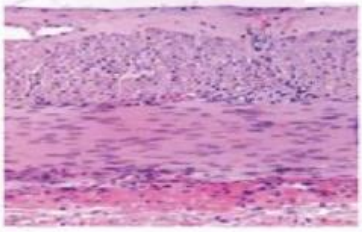

Nama Sel : _____

Fungsi : _____

_____

_____

_____

4

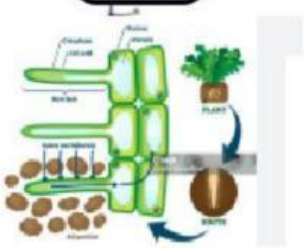

Nama Sel : _____

Fungsi : _____

_____

_____

_____

LIVEWORKSHEETS

3. SEL, JARINGAN, ORGAN, DAN SISTEM ORGAN

a. Gambar di bawah ini termasuk sel/ jaringan/ organ. Klik tabel sebelah kanan kemudian pilih jawaban yang sesuai!

Gambar Bagian Tubuh	Nama	sel/ jaringan/ organ
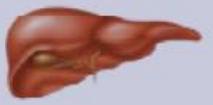 Gambar 1.9	Hati	
Gambar 1.10	Mata	
Gambar 1.11	Syaraf	
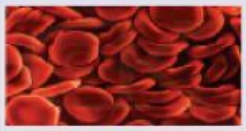 Gambar 1.12	Keping darah	
Gambar 1.13	Telur	

b. Penyusun organisme

Pilihlah jawaban dengan klik pada gambar!

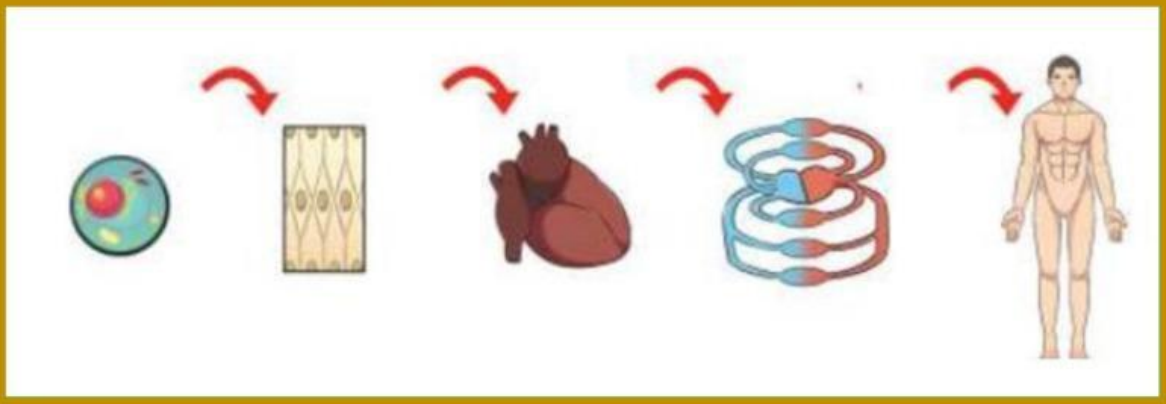

LIVEWORKSHEETS