

Unit 1 How we feel

Lesson 1 Feelings

Exercise 1. Look and write the missing letters



happ _



_ _ d



h _ _



hung _ _



_ _ ld



_ _ _ rsty

Exercise 2. Look and write



I'm happy. I'm not sad.



I'm _____. I'm not _____



I'm _____. I'm not _____



I'm _____. I'm not _____



I'm _____. I'm not _____



I'm _____. I'm not _____

Unit 1 How we feel

Lesson 2 Feelings

Exercise 1. Look and write the missing letters



s - ck



ti _ _ _



b _ _ ed



_ _ cited

Exercise 2. Look and tick (✓) or cross (✗)



a) He's tired. ☐



c) He's happy. ☐



e) He's excited. ☐



b) She's hot. ☐



d) He's cold. ☐








f) He's hungry. ☐

Unit 1 How we feel

Lesson 3 : Story

Exercise 1.Look and match

a. 	b. 	c. 	d. 	e. 
1. wrong	2. leg	3. finger	4. hurts	5. hand

Exercise 2.Complete the dialogue

St 1 : Oh , no

St 2:

St 1 : My hand hurts

St 2:

St 1 : Yes, I think so .Thanks!






Exercise 3.Match one part from “A” with the suitable from “B”:

A	B
1) Are you OK ?	- My leg hurts.
2) What's wrong ?	- No , She isn't.
3) Is she cold ?	- No , he isn't.
4) Is Ben thirsty ?	- Yes, we're happy.
	- Yes, I think so.

Unit 1 How we feel

Lesson 4 : The senses

Exercise 1. Look and write the missing letters

				
a. s _ _	b. _ _ ar	c. sm _ _ _	d. _ _ ste	e. t _ _ ch

Exercise 2. Choose the correct answer:







- | | |
|---|--------------------------|
| a. I can smell a | (flower – kite – dog) |
| b. She can ice cream. | (smell – taste – bird) |
| c. You can hear a | (flower – bird - ball) |
| d. She can a dog. | (see - taste – smell) |
| e. He can pizza . It's delicious. | (hear – touch - taste) |
| f. She can a ball. | (hear – smell – touch) |
| g. You can't taste..... | (bread - pizza – car) |
| h. She can a pen. | (taste – see – smell) |
| i.can he see ? He can see a car. | (How - What – Who) |
| j. What can he? A flower | (taste – smell – hear) |

Exercise 3. Match one part from “ A “ with the suitable part from “B”

A	B
1) I can smell	a bird .
2) I can taste	a car .
3) I can see	a flower.
4) I can hear	pizza
	touch a tree.

Unit 1 How we feel

Exercise 4. Circle the correct word

I can (hear / smell) a flower.		I can (smell / see) a car.	
I can (taste / hear) ice cream.		I can (touch / taste) my ears	
I can (touch / hear) a bird.		I can (smell /touch) my cat.	

Unit 2 In town

Lesson 1 : Jobs

Exercise 1. Look and write

doctor nurse teacher student pilot cook



Exercise 2. Look and write : **He** or **She**



a) _____ is a pilot.



c) _____ is a teacher.



d) _____ is a nurse.



b) _____ is a cook.



d) _____ is a student.









f) _____ is a doctor.

Unit 2 In town

Exercise 3. Look and write :

Yes, she is – No , she isn't.	Yes, he is. – No , he isn't.
-------------------------------	------------------------------

		
a. Is he a student ?	b. Is she a cook ?	c. Is she a nurse ?
.....
		
d. Is he a teacher ?	e. Is he a doctor ?	f. Is he a pilot ?
.....

Lesson 2 : Jobs

Exercise 1. Read and choose

- They bus drivers . (are – is – are)
- is a police officer. (He - They – I)
- Are soccer players ? (they- he – I)
- My father a pilot . (is – are – am)
- My brothers..... soccer players. (is – are – am)

Unit 2 In town

Exercise 2 Look and write : Yes , they are **or** No , they aren't



Are they bus drivers?

.....



Are they firefighters ?

.....



Are they soccer players?

.....

Lesson 3 : Story

Exercise 1. Read and complete the dialogue

St1 : Excuse me

St 2 : Sure .Here you are.

St1 :

St 2 : You're welcome

Exercise 2. Match

<u>A</u>	<u>B</u>
1. Excuse me May I borrow your phone?	a. Be careful
2. Here you are .	b. I'm sorry.
3. Thanks	c. Sure .Here you are.
4. Look at me.I like trees	d. You're welcome.
	e. Thanks

Unit 2 In town

Lesson 4 : Places

Exercise 1. Look and write the missing letters



hospit _ _



sch _ _ l



_ _ me



restaura _ _

Exercise 2. Look and answer



a) Where's the teacher ?

.....



b) Where's the cook ?

.....



c) Where's the doctor ?

.....



d) Where are the students ?

.....

Unit 2 In town

Exercise 3. Write the questions

a)?

She is at the hospital.

b)

The students are at school.

c)?

My mom is at home.

d)?

We are at the restaurant.

e)?

They are at the park.

Exercise 4. Choose

a) I'm home. (in – at – on)

b) He at the hospital. (is – are – am)

c) Where you ? (are – is- am)

d) she a nurse ? (Are – Am- Is)

e) My father a teacher. (am- is –are)

f) They fire fighters . (is – am –are)

g) Are they soccer players ? Yes , (they are – they are not – they aren't)







h) They are (a nurse – a doctor – doctors)

Unit 3 Things to eat

Lesson 1

1.Look and write

soup	salad	spaghetti	French Fries	steak	eggs
------	-------	-----------	--------------	-------	------





2.Choose

a) do you want ?	How	What	Who
b) I spaghetti.	want	wants	doesn't want
c) What he want ?	do	does	don't
d) My father steak .	want	don't want	wants
e) Ieggs.	doesn't want	don't want	wants
f) What you want ?	do	does	doesn't
g) She doesn't salad.	want	wants	not want
h) He soup.	want	wants	don't want
i) My brothers steak.	doesn't want	want	wants
j) I don't salad.	want	wants	not want
k) Lily chicken.	want	wants	don't want
l) My sisters juice.	want	doesn't want	wants

Unit 3 Things to eat

Lesson 2

1. Look and write the missing letters

			
app _ _	_ _ nana	o _ _ nge	p _ _ ch

2. Underline the correct words in brackets :

- a. he have oranges ? (Do – Does – Don't)
- b. Do you apples ? (have – has – doesn't have)
- c. Does she bananas ? (has – have – hasn't)
- d. you have bananas ? (Do – Does – Doesn't)
- e. No , she
- f. Yes, I
- g. No , I
- h. Yes , she
- i. Does Anna oranges ? (have – has – hasn't)
- j. she have bananas ? (Do – Does – Don't)
- k. She have peaches. (does – doesn't – don't)
- l. She salad. (have – doesn't – has)
- m. you have cheese ? (Do – Does – Doesn't)
- n. Ben have oranges. (don't – doesn't)
- o. he have apples ? (Do – Does – Don't)
- p. Does he peaches ? Yes, he does. (have – has)

Unit 3 Things to eat

Lesson 3

1. Complete the mini dialogue :

A : Excuse me . Do you want an apple ?

B : Yes ,

A : Excuse me . Do you want a peach ?

B : No ,

Lesson 4

1. Look and write

yogurt cheese milk butter




2. Match one part from "A" with the suitable part from "B"

A	B
a. Do you like milk ?	1. Yes, she does.
b. Does she like cheese ?	2. Yes, I do.
c. Do they like butter ?	3. No , he doesn't.
d. Does he like yogurt ?	4. Yes, they do.

Unit 3 Things to eat

4. Look at the pictures and write the missing parts



a) I like eating



b) I like eating



c) I like drinking



d) It's



e) I like eating bread with f) This is









5. Circle the odd one out











a. apple	b. pizza	c. orange	d. peach
a. pizza	b. steak	c. spaghetti	d. milk
a. steak	b. milk	c. cheese	d. yogurt
a. teacher	b. pilot	c. hospital	d. doctor
a. restaurant	b. park	c. school	d. nurse
a. want	b. have	c. delicious	d. like
a. He	b. I	c. She	d. my
a. happy	b. sad	c. excited	d. eat

Unit 3 Things to eat

6. Whose lunch ? Write the names

		<p>a) Sarah has an apple. She doesn't have a sandwich.</p>
		<p>b) Vera has a sandwich. Her lunch box is blue.</p>
<p>1 <u>Johnny</u></p>	<p>2 _____</p>	<p>c) Johnny has a sandwich. He has vegetables on his pizza.</p>
		<p>d) Max has some vegetables. He doesn't have any fruit.</p>
<p>3 _____</p>	<p>4 _____</p>	

7. Look and write

				
<p>Tony</p>	<p>Alex</p>	<p>Rosy</p>	<p>Lisa</p>	<p>Ben</p>
				

a. What does Tony want ? **He wants steak.**

b. What does Alex want ?

c. What does Rosy want ?

d. What does Lisa want ?

e. What does Ben want ?