WORKSHEET

FFs2 – Unit 13: Look at all the animals!	Teacher's feedbacks

Task 1. Read and write " Yes" or "No".

Examples

The woman with brown hair has got some rice and chicken. .....yes.....

The girl is wearing black shorts. .....no.....

Questions

1 The man is talking on the phone. .....

2 The shop door is closed. .....

3 There is some bread and fruit behind the woman with blonde hair. .....

4 The girl has got long brown hair. .....

5 The young boy is playing with his sock. .....

LIVEWORKSHEETS

Task 2. Look and read the question.Write one-word answers.There are two example.



Examples

Who is driving the car? Dad

What time of day is it? the afternoon

Questions

1 How many people are in the car? .....

LIVEWORKSHEETS

2 What is Mum doing? .....

3 What is the boy looking at? a .....



4 What has the bird got? a .....
.....

5 Who is pointing at the bird? the .....

LIVEWORKSHEETS

Task 3. Listen and choose the correct answer.There is one example

How does Polly go to school?

A ☐

B ☐

C ☑

1 When does Peter's dad play tennis?

A ☐

B ☐

C ☐

2 Which room is Jane cleaning?

A ☐

B ☐

C ☐

LIVEWORKSHEETS

3 What did Bob do at the beach?

A ☐

B ☐

C ☐

4 Where did David and his family go on holiday?

A ☐

B ☐

C ☐

5 What's Mary's favourite sport?

A ☐

B ☐

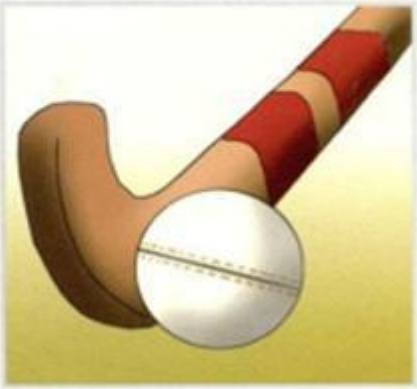

C ☐

LIVEWORKSHEETS